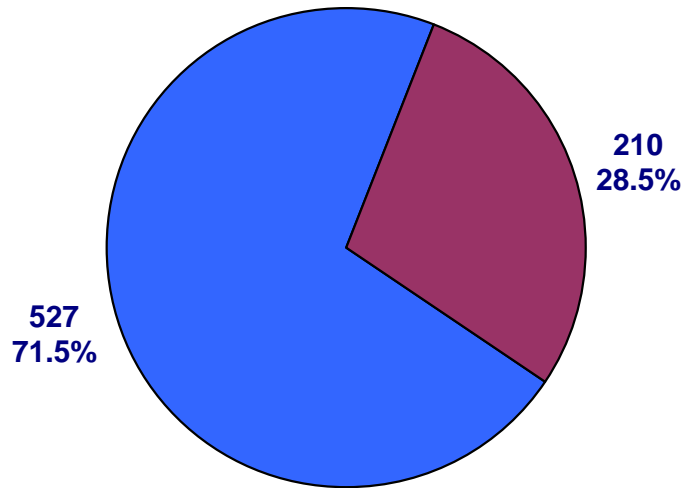


FDIC Contracting Awards

January 1 – December 31, 2017

MWOB PARTICIPATION (DOLLARS IN MILLIONS)

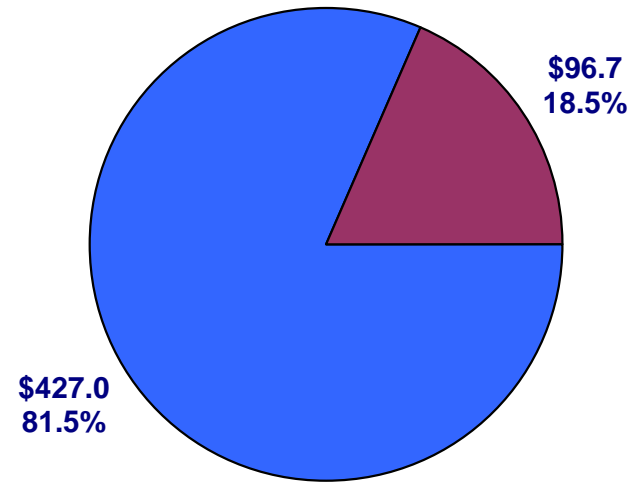
TOTAL ACTIONS – 737



■ NON MWOB ■ MWOB

41 (or 5.6%) of the actions in 2017 were awarded to businesses classified as both minority-owned and women-owned

TOTAL DOLLARS - \$523.7



■ NON MWOB ■ MWOB

\$16.2 (or 3.0%) of the dollars in 2017 were awarded to businesses classified as both minority-owned and women-owned

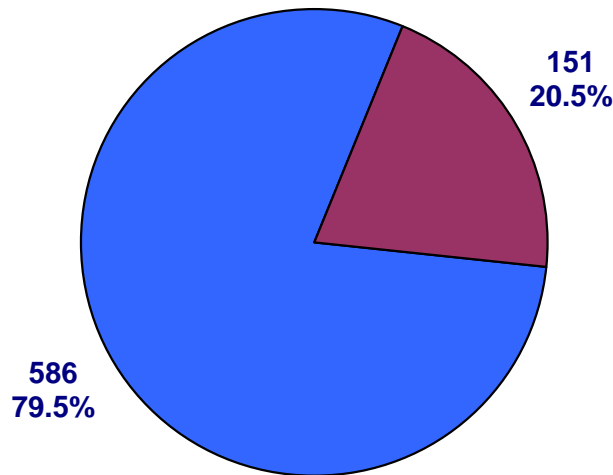
January 8, 2018

FDIC Contracting Awards

January 1 – December 31, 2017

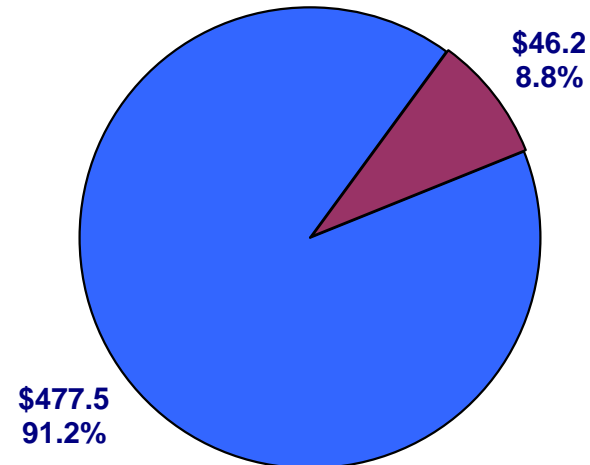
WOMEN OWNED (WO) PARTICIPATION (DOLLARS IN MILLIONS)

TOTAL ACTIONS – 737



■ NON WO ■ WO

TOTAL DOLLARS - \$523.7



■ NON WO ■ WO

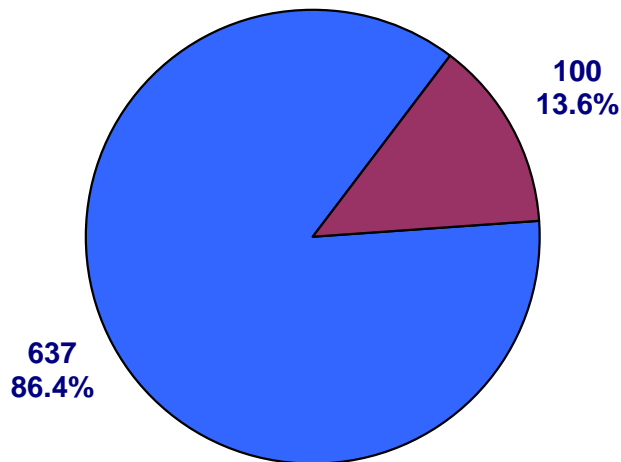
January 8, 2018

FDIC Contracting Awards

January 1 – December 31, 2017

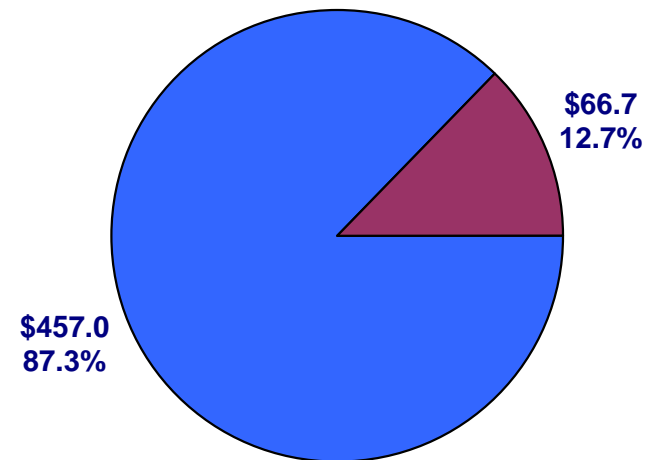
MINORITY OWNED (MO) PARTICIPATION (DOLLARS IN MILLIONS)

TOTAL ACTIONS – 737



■ NON MO ■ MO

TOTAL DOLLARS - \$523.7



■ NON MO ■ MO

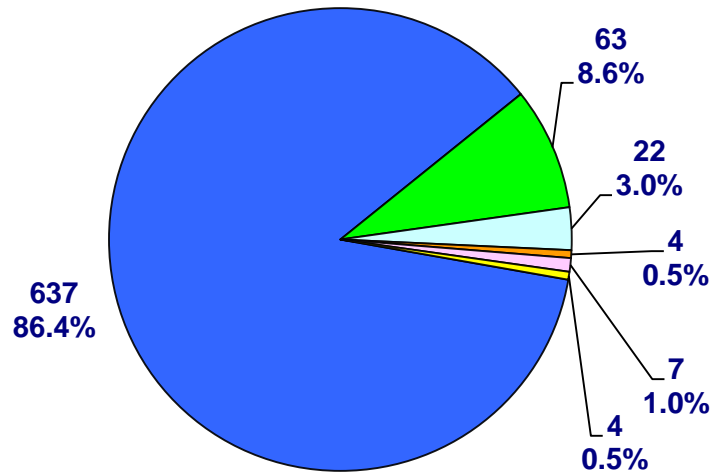
January 8, 2018

FDIC Contracting Awards

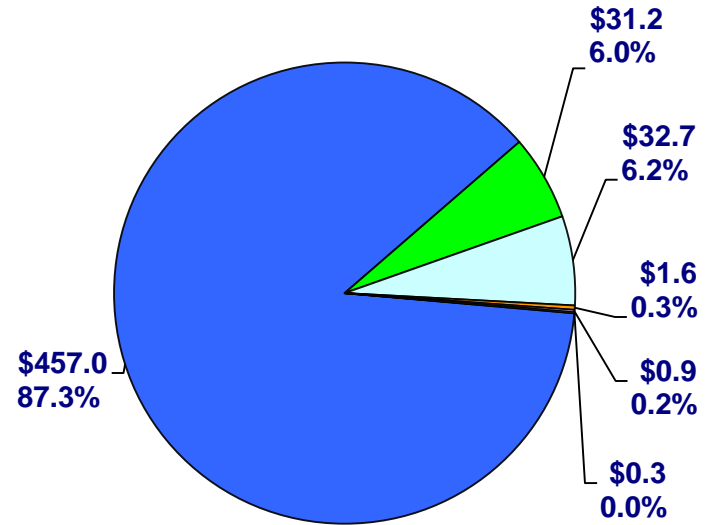
January 1 – December 31, 2017

MINORITY OWNED PARTICIPATION BY ETHNICITY (DOLLARS IN MILLIONS)

TOTAL ACTIONS – 737



TOTAL DOLLARS - \$523.7



January 8, 2018

FDIC Contracting Payments	
Year-to-Date Through December 2017	
Total	\$ 414.0
<i>Total</i>	<i>100.0%</i>
MWOB	\$ 109.6
<i>MWOB</i>	<i>26.5%</i>
Minority Owned (MO)	\$ 54.6
<i>Minority Owned (MO)</i>	<i>13.2%</i>
Women Owned (WO)	\$ 66.9
<i>Women Owned (WO)</i>	<i>16.2%</i>
Overlap (Both MO & WO)	\$ 11.9
<i>Overlap (Both MO & WO)</i>	<i>2.9%</i>
Asian American	\$ 30.1
<i>Asian American</i>	<i>7.2%</i>
Black American	\$ 14.2
<i>Black American</i>	<i>3.4%</i>
Hispanic American	\$ 9.5
<i>Hispanic American</i>	<i>2.3%</i>
Native American	\$ 0.2
<i>Native American</i>	<i>0.1%</i>
Other	\$ 0.6
<i>Other</i>	<i>0.2%</i>
MWOB = MO, or WO, or both MO & WO	
Dollars are in millions	
FDIC Contracting Payments represent the total dollar amount of contract and task order payments made during the stated period.	

MWOB CONTRACTING

2017

Contractor	Description of Services	Number of Awards	Total Dollar Value	Division	MWOB STATUS	Ethnicity
GLOBAL RESOURCE SOLUTIONS, INC.	Security Support Services	1	\$18,000,000	DOA	MO	Black American Owned
NFINITY LLC	IT Development Svcs - Information Security Support Svcs - Financial & Mngt Reporting Svcs	16	\$16,235,206	DRR	MO	Subcontinent Asian (Asian-Indian) American Owned
ANSWER TITLE AND ESCROW LLC	Title Services	1	\$8,445,750	DRR	MO/WO	Black American Owned
FCN, INC.	Software & Hardware Maintenance	20	\$7,091,050	DIT	WO	
IMPRIMS GROUP INC	Temporary Staffing Services - Payroll	2	\$6,618,000	DRR	WO	
DEVA & ASSOCIATES PC	Compliance Monitoring Services for SLA	1	\$5,172,850	DRR	MO	Subcontinent Asian (Asian-Indian) American Owned
MIR, MITCHELL & COMPANY, LLP	Business Operations Support - Accounting Services	2	\$4,351,000	DRR	WO	
BAZILIO COBB ASSOCIATES, P.C.	Receivership Assistance Services and Temporary Staffing Services	4	\$3,962,000	DRR	MO	Black American Owned
FERNCLIFF INVESTMENTS	Financial Valuation Services	8	\$3,182,141	DRR	WO	
TRIAD TECHNOLOGY PARTNERS, LLC	Software Maintenance	5	\$2,810,559	DIT	WO	
PYRAMID SYSTEMS, INC.	ITAS II & Automated Loan Examination Tool Svcs	4	\$2,573,919	DIT	MO/WO	Asian-Pacific American Owned
ZERO WASTE SOLUTIONS, INC.	Janitorial Services	1	\$1,485,000	DOA	MO/WO	Asian-Pacific American Owned
TECHNATOMY CORPORATION	Program Management Support Services	1	\$1,256,000	DRR	MO	Subcontinent Asian (Asian-Indian) American Owned
PRAGMATICS, INC.	Receivership Management Support Svcs	1	\$1,178,481	DRR	MO	Asian-Pacific American Owned
PARTNER ASSESSMENT CORPORATION	Environmental Due Diligence/Site Assessment	4	\$1,136,100	DRR	WO	
FEDERAL MANAGEMENT PARTNERS, INC.	Writing Curriculum Instructors & Support	2	\$1,063,718	FCU	WO	
UNICORP SERVICES INC	Financial Valuation Services	9	\$946,674	DRR	MO	Black American Owned
V3GATE, LLC	Software Subscription	1	\$837,604	DIT	MO	Hispanic American Owned
C2 PORTFOLIO INC	Temporary Staffing Services	5	\$788,000	DRR	WO	
GARNET CAPITAL ADVISORS, LLC	Financial Valuation Services	8	\$725,113	DRR	WO	
ALLIANCE TECHNOLOGY GROUP, LLC	Hardware Maintenance	1	\$705,096	DIT	WO	
COPPER RIVER TECHNOLOGIES, LLC	Hardware	1	\$699,855	DIT	MO	Native American Owned
SOFTWARE INFORMATION RESOURCE CORP.	Software	1	\$642,200	DIT	MO/WO	Subcontinent Asian (Asian-Indian) American Owned
BRACE MANAGEMENT GROUP, INC.	Contractor Resource List Svcs	1	\$556,418	DOA	MO	Black American Owned
CYBERMEDIA TECHNOLOGIES, INC.	Enterprise File Integrity Manager Support	1	\$522,500	DIT	MO/WO	Subcontinent Asian (Asian-Indian) American Owned
GROVE STREET INVESTMENT, LLC	Financial Valuation Services	6	\$517,500	DRR	MO/WO	Subcontinent Asian (Asian-Indian) American Owned
C2 TECHNOLOGIES INC	MoneySmart Computer Based Instruction	1	\$509,136	DCP	MO/WO	Subcontinent Asian (Asian-Indian) American Owned
AITHERAS, LLC	Legal Hold Project	1	\$441,680	DIT	MO	Black American Owned
SHI INTERNATIONAL CORP.	Software Maintenance	18	\$421,782	DIT	MO/WO	Asian-Pacific American Owned
INTERIOR RESOURCE GROUP INC	Furniture	1	\$373,864	DOA	MO	Hispanic American Owned
ADVANCED COMPUTER CONCEPTS, INC.	Hardware	2	\$363,611	DIT	WO	
IMPACT TRAINING SYSTEMS INC	Leadership & Mentoring Program Consulting Services	1	\$323,937	DOA	WO	
CARMAZZI, INC.	Translation/Transcreation/Interpreter Services	1	\$275,000	DCP	MO/WO	Hispanic American Owned
6E TECHNOLOGIES, LLC	Software Subscription	1	\$209,875	DIT	MO/WO	Subcontinent Asian (Asian-Indian) American Owned
SOLUTIONS BY DESIGN II, LLC	Software Subscription	1	\$198,334	DIT	MO/WO	Other than one of the preceding
SB AND COMPANY, LLC	Receivership Tax Compliance Services	1	\$146,000	DRR	MO	Black American Owned
TELESIS CORPORATION	Software	1	\$142,178	DIT	MO/WO	Subcontinent Asian (Asian-Indian) American Owned
BLUE CANOPY GROUP, LLC	NIST 171 Assessment	1	\$141,338	DRR	WO	

(Continued on next page)

MWOB CONTRACTING 2017

(Continued from previous page)

SUPPLYSOURCE DC, LLC	Furniture	1	\$141,082	DOA	MO	Hispanic American Owned
ZEVA INCORPORATED	Software	1	\$127,327	DIT	WO	
BRAXTON-GRANT TECHNOLOGIES, INC.	Software Subscription	1	\$118,409	DIT	MO/WO	Black American Owned
NEWEGG BUSINESS INC.	Hardware	4	\$110,624	DIT	MO	Asian-Pacific American Owned
TRIVAD, INC.	Software	1	\$109,849	DIT	WO	Asian-Pacific American Owned
AFFIGENT, LLC	Software Maintenance	2	\$104,691	DIT	MO	Native American Owned
EMAGINE IT, INC.	NIST 171 Assessment	1	\$99,521	DRR	MO	Subcontinent Asian (Asian-Indian) American Owned
GLIA GROUP INC	Webinar	1	\$90,725	DIT	WO	
ADVANCED TRAINING SOURCE INC	Computer Based Training - Diversity & Inclusion	1	\$66,175	MWI	WO	
BIALEK CORPORATION OF MARYLAND, THE	Furniture	2	\$66,089	DOA	WO	
UNICOM GOVERNMENT, INC.	Hardware Maintenance	1	\$64,558	DIT	MO	Asian-Pacific American Owned
COPPER RIVER INFORMATION TECH, LLC	Hardware	4	\$57,790	DIT	MO	Native American Owned
EAST COAST CONSULTING GROUP LLC	Municipal Bond Course	1	\$53,500	FCU	MO	Other than one of the preceding
SCAFFOLD INSPECTION & TESTING CO INC	Davit Repair and Strengthening	1	\$49,676	DOA	MO/WO	Asian-Pacific American Owned
SADA SYSTEMS, INC.	Software Subscription	1	\$45,540	DIT	WO	
INDUSTRIAL TESTS, INC.	Electrical Maintenance	1	\$44,900	DOA	WO	
TECHNOLOGY SOLUTIONS PROVIDER, INC.	Hardware	1	\$41,263	DIT	MO	Subcontinent Asian (Asian-Indian) American Owned
MERIDIAN ZERO DEGREES LLC	Hardware	1	\$40,000	DOA	WO	
TRUTH TECHNOLOGY, INC	K2 Black Pearl Subscription	1	\$38,450	DIT	WO	Black American Owned
MBG CONSULTING, INC.	Lease Audit	1	\$24,700	DOA	WO	
DIVERSIFIED DISTRIBUTORS INTL	Software Maintenance	2	\$23,310	DIT	MO/WO	Other than one of the preceding
OPTIVOR TECHNOLOGIES, L.L.C.	Software	1	\$23,017	DIT	WO	
MURCOR, INC.	Appraisal Management Services	1	\$20,990	DRR	MO	Black American Owned
TOP-TIER TECHNOLOGIES, INC.	Software Maintenance	1	\$15,397	DIT	MO	Subcontinent Asian (Asian-Indian) American Owned
ARBEE ASSOCIATES	Furniture	1	\$15,390	DOA	WO	
WASHINGTON, PITTMAN & MCKEEVER LLC	Profit Sharing Plan Audit	1	\$15,100	DRR	MO	Black American Owned
BLACKWOOD ASSOCIATES, INC.	IT Services	1	\$11,685	DIT	WO	
WORLD WIDE TECHNOLOGY, INC.	Software Maintenance	1	\$8,294	DIT	MO	Black American Owned
HUMAN TOUCH TRANSLATIONS LTD.	Translation/Transcreation/Interpreter Services	10	\$8,096	DRR	WO	
NEWTYP, INC	Translation/Transcreation/Interpreter Services	12	\$7,655	DRR	WO	
GOVSMART, INC.	Software Maintenance	1	\$6,648	DIT	MO	Subcontinent Asian (Asian-Indian) American Owned
TRANSPERFECT TRANSLATIONS INTL	Translation/Transcreation/Interpreter Services	10	\$5,047	DRR	WO	
NETWORK COMMUNICATIONS TECH, INC.	Software Maintenance	1	\$3,780	DIT	WO	
ENVISION TECHNOLOGY INC	Software	1	\$1,370	DIT	WO	
J.C. TECHNOLOGY, INC.	Hardware Maintenance	1	\$600	DIT	WO	
73 MWOB Contractors		210	\$96,710,712			

2017 Through December

MWOB Percentages (Awards and Contractors)

DATA ON NUMBER OF AWARDS AND NUMBER OF CONTRACTORS	2017 Through December
Total Active Awards (As of last date of reporting period)	1,552
Total MWOB Active Awards	269
	17.33%
Total Active Contractors (As of last date of reporting period)	482
MWOB Active Contractors	123
	25.52%
Total Contractors Receiving Awards	276
MWOB Contractors Receiving Awards	73
	26.45%
Total Number of Awards	737
Total Number of MWOB Awards	210
	28.49%

MWOB Dollars by Division

Division	Dollars	Percentage
DRR	\$54,958,561	56.8%
DOA	\$21,121,054	21.8%
DIT	\$18,663,569	19.3%
FCU	\$1,117,218	1.2%
DCP	\$784,136	.8%
MWI	\$66,175	.1%
TOTAL	\$96,710,712	100.0%

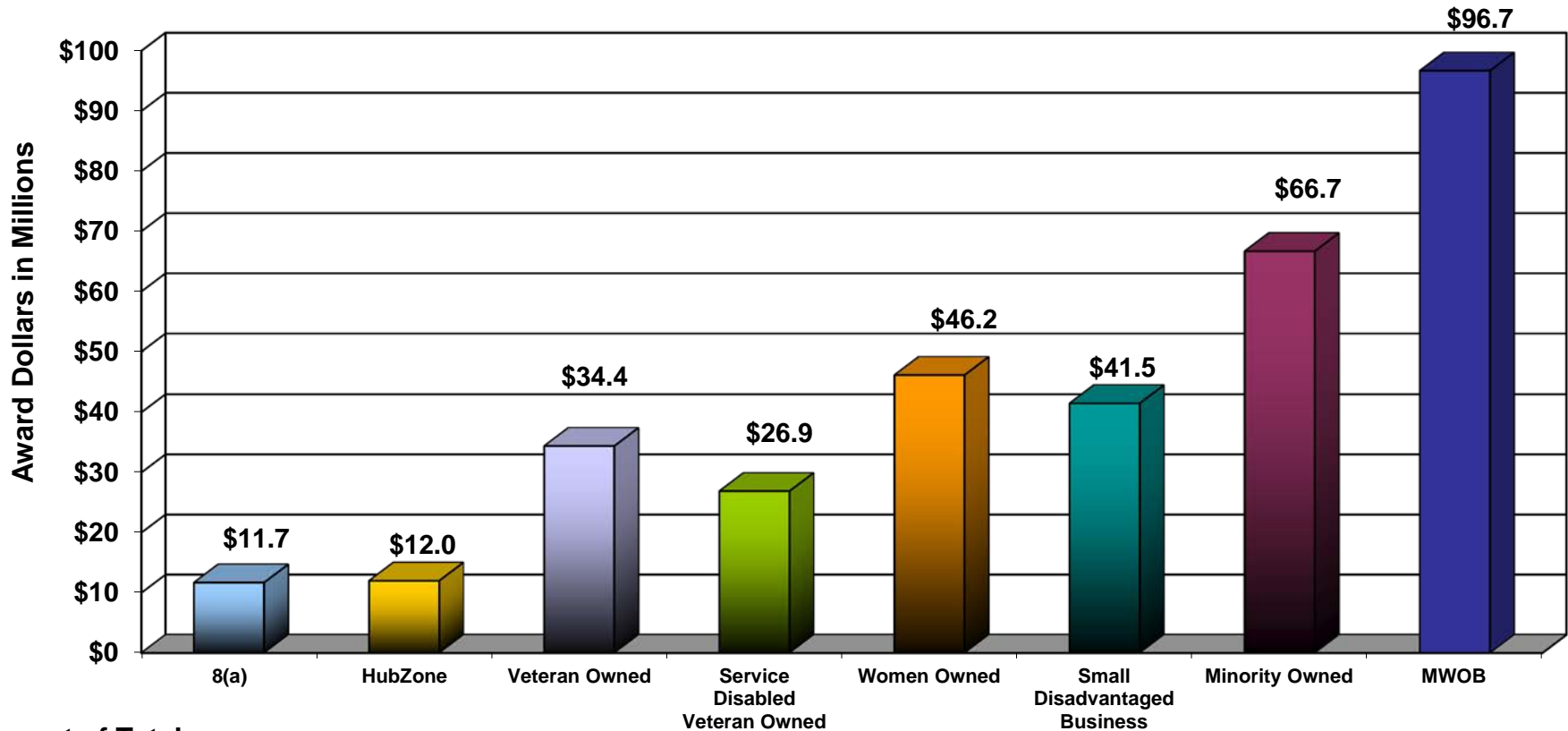
January 8, 2018

**SOLICITATION INFORMATION
(2017 THRU DECEMBER)**

Total number of awards (excluding task orders)	372
Total number of solicitations which resulted in the awards	358
Total number of solicitations that involved competition	248
Total number of solicitations that were non-competitive	110
Total number of GSA Multiple-Award contract solicitations	0

	Solicited	Percentage of Businesses Solicited	Submitted Proposals	Percentage of Businesses Solicited that Submitted Proposals	Received Awards	Percentage of Businesses Solicited that Received Awards
All Businesses	1304	-	605	46.4%	372	28.5%
Minority or Women Owned Business (MWOB)	552	42.3%	227	17.4%	113	8.7%
Non MWOB	752	57.7%	378	29.0%	259	19.9%
Women Owned	363	27.8%	163	12.5%	80	6.1%
Minority Owned	347	26.6%	125	9.6%	63	4.8%
Asian-Pacific American Owned	89	6.8%	43	3.3%	24	1.8%
Subcontinent Asian American Owned	68	5.2%	17	1.3%	11	0.8%
Black American Owned	85	6.5%	22	1.7%	11	0.8%
Hispanic American Owned	38	2.9%	10	0.8%	2	0.2%
Native American Owned	37	2.8%	19	1.5%	11	0.8%
Other than one of the preceding	30	2.3%	14	1.1%	4	0.3%
Small Disadvantaged Business (SDB)	153	11.7%	67	5.1%	28	2.1%
Veteran Owned	104	8.0%	32	2.5%	15	1.2%
Service Disabled Veteran Owned Business (SDVOB)	69	5.3%	22	1.7%	10	0.8%

FDIC Total Awards by Socio Economic Categories January 1 – December 31, 2017



Percent of Total

FDIC Awards:

2.2%	2.3%	6.6%	5.1%	8.8%	7.9%	12.7%	18.5%
------	------	------	------	------	------	-------	-------

* Other Agencies'

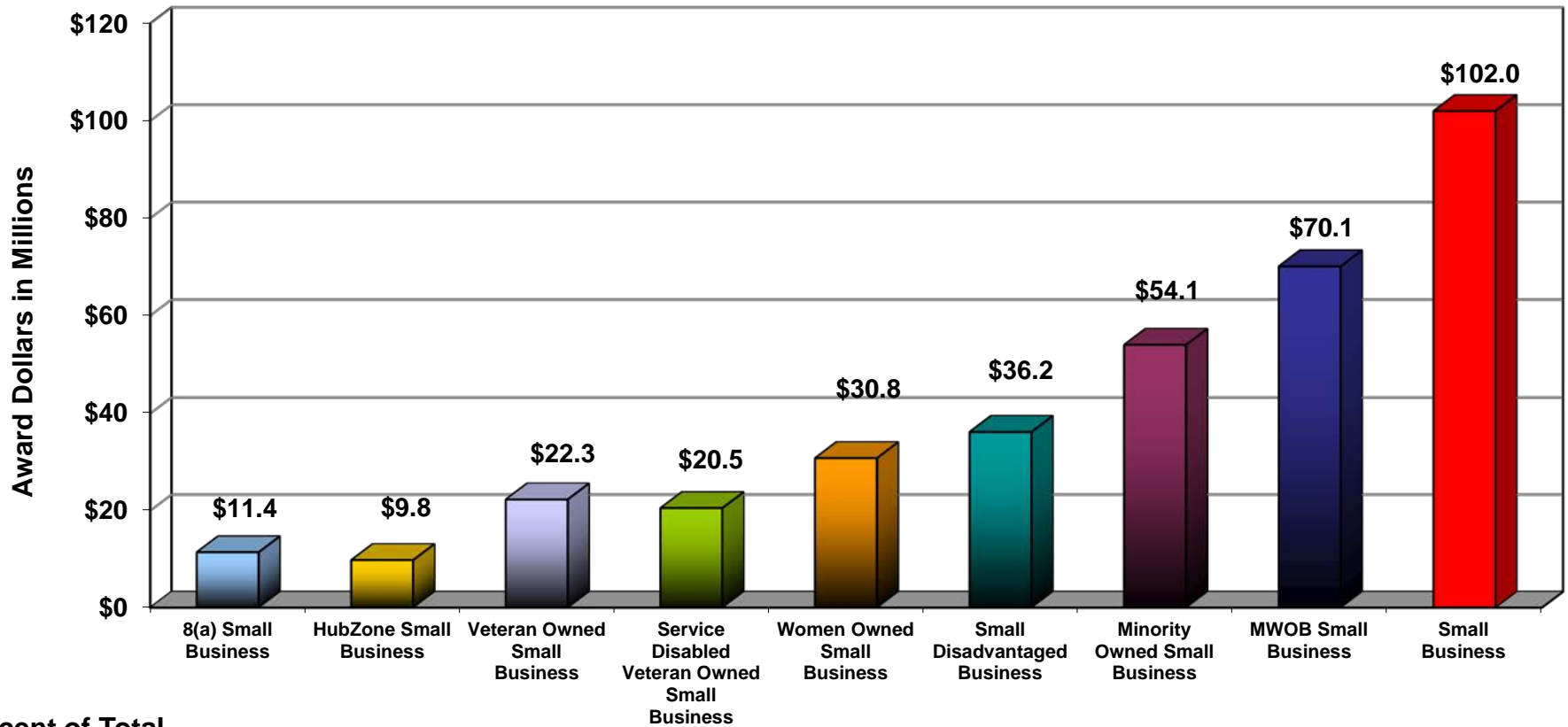
Percentage:

5.4%	1.5%	5.3%	3.7%	5.1%	2.0%	9.2%	12.1%
------	------	------	------	------	------	------	-------

* Source is USASpending.gov for FY 2016. Percentages were based on a total amount derived from the selection of FY2016, Contracts, and all Contractor Types.

January 8, 2018

FDIC Small Business Awards by Socio Economic Categories January 1 - December 31, 2017



Percent of Total

FDIC Awards:

2.2%	1.9%	4.3%	3.9%	5.9%	6.9%	10.3%	13.4%	19.5%
------	------	------	------	------	------	-------	-------	-------

*Other Agencies'

Percentage:

4.1%	1.7%	5.4%	4.0%	4.8%	9.5%	N/A	N/A	24.3%
------	------	------	------	------	------	-----	-----	-------

Govt-Wide Goal:

N/A	3.0%	N/A	3.0%	5.0%	5.0%	N/A	N/A	23.0%
-----	------	-----	------	------	------	-----	-----	-------

* Source is FY2016 Small Business Goaling Report from FPDS-NG N/A = Not Available

In determining what constitutes a small business, among other things, the definition will vary to reflect industry differences, such as size standards. Small Businesses must meet the size standard established for a contract, which are based on North American Industrial Classification System (NAICS) codes.

January 8, 2018