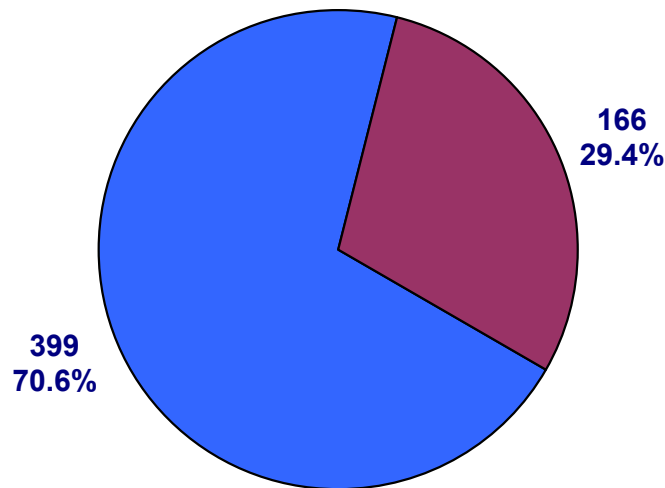


FDIC Contracting Awards

January 1 – December 31, 2018

MWOB PARTICIPATION (DOLLARS IN MILLIONS)

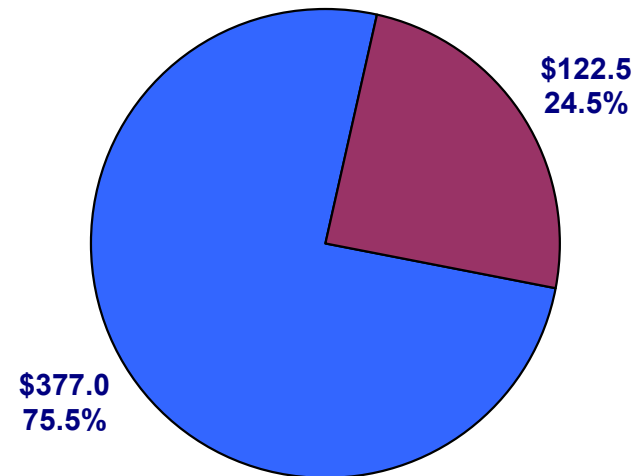
TOTAL ACTIONS – 565



■ NON MWOB ■ MWOB

40 (or 7.1%) of the actions in 2018 were awarded to businesses classified as both minority-owned and women-owned

TOTAL DOLLARS - \$499.5



■ NON MWOB ■ MWOB

\$6.3 (or 1.3%) of the dollars in 2018 were awarded to businesses classified as both minority-owned and women-owned

January 8, 2019

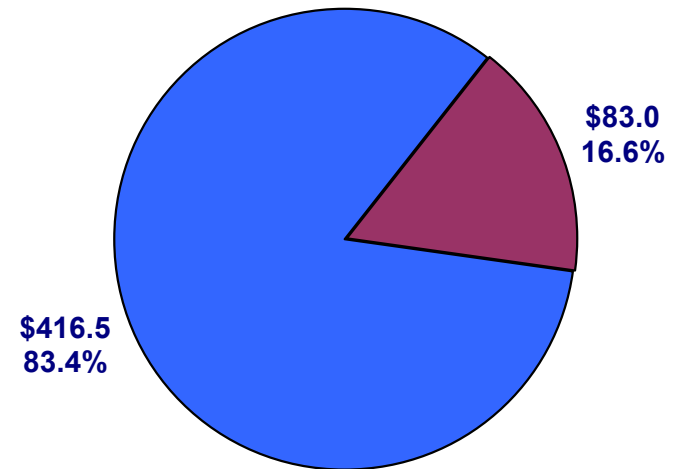
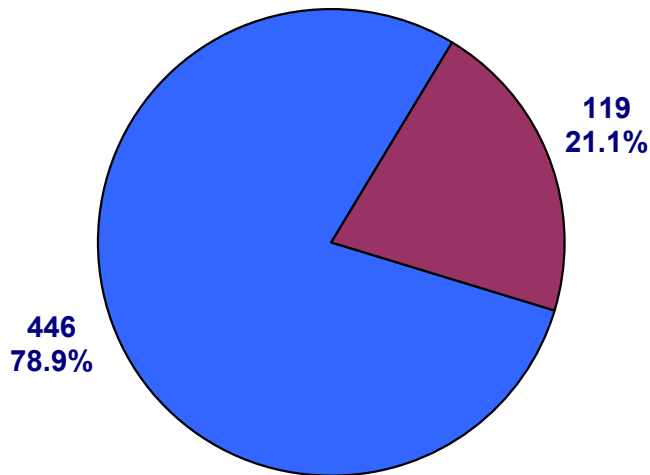
FDIC Contracting Awards

January 1 – December 31, 2018

WOMEN OWNED (WO) PARTICIPATION (DOLLARS IN MILLIONS)

TOTAL ACTIONS – 565

TOTAL DOLLARS - \$499.5



■ NON WO ■ WO

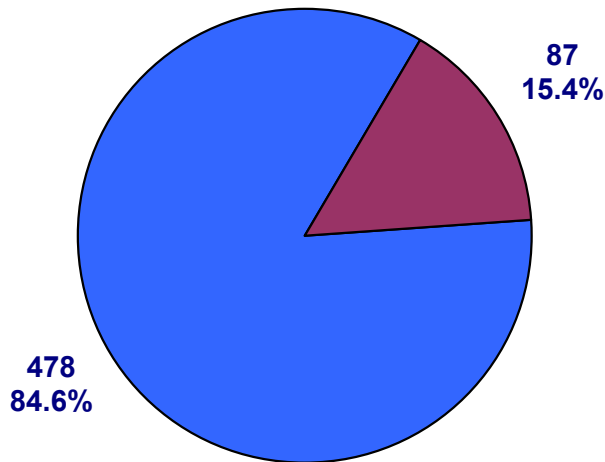
■ NON WO ■ WO

FDIC Contracting Awards

January 1 – December 31, 2018

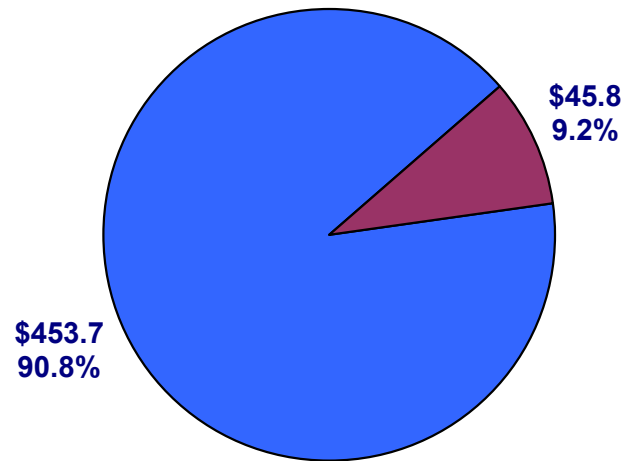
MINORITY OWNED (MO) PARTICIPATION (DOLLARS IN MILLIONS)

TOTAL ACTIONS – 565



■ NON MO ■ MO

TOTAL DOLLARS - \$499.5



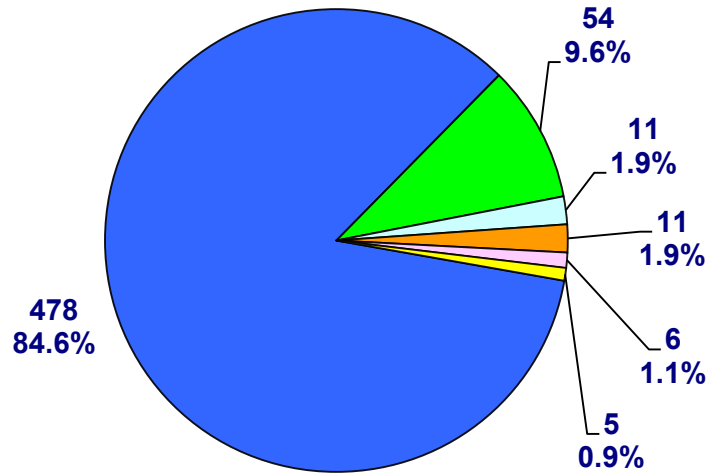
■ NON MO ■ MO

FDIC Contracting Awards

January 1 – December 31, 2018

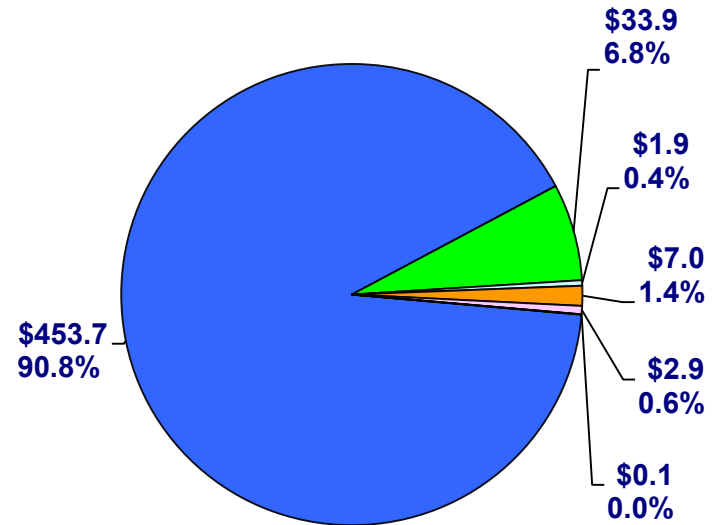
MINORITY OWNED PARTICIPATION BY ETHNICITY (DOLLARS IN MILLIONS)

TOTAL ACTIONS – 565



- Non Minority
- Asian American
- Black American
- Hispanic American
- Native American
- Other

TOTAL DOLLARS - \$499.5



- Non Minority
- Asian American
- Black American
- Hispanic American
- Native American
- Other

January 8, 2019

FDIC Contracting Payments	
Year-to-Date Through December 2018	
Total	\$ 429.6
<i>Total</i>	<i>100.0%</i>
MWOB	\$ 98.0
<i>MWOB</i>	<i>22.8%</i>
Minority Owned (MO)	\$ 49.5
<i>Minority Owned (MO)</i>	<i>11.5%</i>
Women Owned (WO)	\$ 59.5
<i>Women Owned (WO)</i>	<i>13.9%</i>
Overlap (Both MO & WO)	\$ 11.1
<i>Overlap (Both MO & WO)</i>	<i>2.6%</i>
Asian American	\$ 28.8
<i>Asian American</i>	<i>6.7%</i>
Black American	\$ 9.5
<i>Black American</i>	<i>2.2%</i>
Hispanic American	\$ 8.4
<i>Hispanic American</i>	<i>2.0%</i>
Native American	\$ 2.2
<i>Native American</i>	<i>0.5%</i>
Other	\$ 0.6
<i>Other</i>	<i>0.1%</i>
MWOB = MO, or WO, or both MO & WO	
Dollars are in millions	
FDIC Contracting Payments represent the total dollar amount of contract and task order payments made during the stated period.	

MWOB CONTRACTING

2018

Contractor	Description of Services	Number of Awards	Total Dollar Value	Division	MWOB STATUS	Ethnicity
FCN, INC.	Hardware and Software Maintenance	37	\$20,321,443	DIT	WO	
MERIDIAN MATERIALS, INC.	Janitorial Services	1	\$17,661,424	DOA	MO	Asian-Pacific American Owned
MSOL INC.	ITAS II	5	\$15,730,730	DIT	WO	
ALLIANCE TECHNOLOGY GROUP, LLC	Hardware and Software Maintenance	2	\$12,523,841	DIT	WO	
A-TEK, INC.	Infrastructure Security O&M Services	1	\$9,925,586	DIT	WO	
RESTON LIMOUSINE & TRAVEL SERVICE, INC.	HQ Shuttle Service	1	\$7,000,000	DOA	WO	
GAGHAN MECHANICAL, INC.	HVAV Replacement Project	1	\$6,226,236	DOA	MO	Asian-Pacific American Owned
CASCADES TECHNOLOGIES, INC.	ITAS II	3	\$5,330,790	DIT	MO	Hispanic American Owned
MIR, MITCHELL & COMPANY, LLP	Business Operations Support - Accounting Services	2	\$4,151,000	DRR	WO	
AFFIGENT, LLC	Software Maintenance	3	\$2,806,046	DIT	MO	Native American Owned
PYRAMID SYSTEMS, INC.	ITAS II	4	\$2,229,906	DIT	MO/WO	Asian-Pacific American Owned
DIGITAL MANAGEMENT, LLC	Information Security Support Services	1	\$2,079,000	DRR	MO	Subcontinent Asian (Asian-Indian) American Owned
STG INTERNATIONAL, INC.	Deskside Coaching Services	1	\$1,792,712	LEG	WO	
PRAGMATICS, INC.	ITAS II	3	\$1,473,309	DIT	MO	Asian-Pacific American Owned
SHI INTERNATIONAL CORP.	Software Maintenance	19	\$1,081,761	DIT	MO/WO	Asian-Pacific American Owned
ART OF RESOLUTION, LLC	EEO Investigative Services	1	\$1,038,254	MWI	WO	
NFINITY LLC	IT Development Services	13	\$951,564	DRR	MO	Subcontinent Asian (Asian-Indian) American Owned
HP PRODUCTIONS, INC.	Video Production Services	1	\$913,301	DOA	MO/WO	Hispanic American Owned
FUTURE TECH ENTERPRISE, INC.	Software Maintenance	1	\$824,189	DIT	WO	
TRIAD TECHNOLOGY PARTNERS, LLC	Software	1	\$798,947	DIT	WO	
PRECISE SOFTWARE SOLUTIONS, INC.	IT Support Services	1	\$686,078	OIG	MO	Asian-Pacific American Owned
BRAXTON-GRANT TECHNOLOGIES, INC.	Subscription-Security Scorecard	1	\$652,792	DIT	MO/WO	Black American Owned
SOFTWARE INFORMATION RESOURCE CORP.	Software & Software Maintenance	3	\$527,519	DIT	MO/WO	Subcontinent Asian (Asian-Indian) American Owned
B&M CONSULTING GROUP, INC.	FISMA Risk Analysis and Consulting Svcs	1	\$487,231	DIT	WO	
TELESIS CORPORATION	OpenFISMA O&M Support	1	\$452,641	DIT	MO/WO	Subcontinent Asian (Asian-Indian) American Owned
BAZILIO COBB ASSOCIATES, P.C.	Receivership Assistance Services & Temp Staffing Services	3	\$430,000	DRR	MO	Black American Owned
OPTIVOR TECHNOLOGIES, L.L.C.	Software Maintenance	2	\$412,525	DIT	WO	
INTERIOR RESOURCE GROUP INC	Furniture	1	\$403,661	DOA	MO	Hispanic American Owned
NETSECURITY CORPORATION	Information Security Awareness Training	2	\$371,844	DCP	MO	Black American Owned
UNICORP SERVICES INC	Financial Valuation Services	3	\$363,140	DRR	MO	Black American Owned
EMPOWER SOLUTIONS, LLC	Hardware	1	\$308,721	DIT	WO	
GARNET CAPITAL ADVISORS, LLC	Financial Valuation Services	3	\$303,933	DRR	WO	
FERNCLIFF INVESTMENTS	Financial Valuation Services	2	\$211,800	DRR	WO	
GROVE STREET INVESTMENT, LLC	Financial Valuation Services	2	\$211,600	DRR	MO/WO	Subcontinent Asian (Asian-Indian) American Owned
SUPPLYSOURCE DC, LLC	Furniture	2	\$196,776	DOA	MO	Hispanic American Owned
FORWARD MOMENTUM LLC	Learning & Curriculum Development Services	1	\$180,375	FCU	WO	
FORWARD SPACE, LLC	Furniture	1	\$141,708	DOA	WO	
EMAGINE IT, INC.	Security Assessment Services	1	\$141,338	DRR	MO	Subcontinent Asian (Asian-Indian) American Owned
AAAA GENERATOR SERVICES	Generator Day Tank Replacement	2	\$128,042	DOA	MO/WO	Hispanic American Owned
TRIVAD, INC.	Subscription-Damballa Failsafe	1	\$116,861	DIT	WO	Asian-Pacific American Owned
BLUE TECH INC.	Software	1	\$110,071	DIT	WO	
SADA SYSTEMS, INC.	Software	1	\$91,080	DIT	WO	

(Continued on next page)

MWOB CONTRACTING

2018

(Continued from previous page)

Contractor	Description of Services	Number of Awards	Total Dollar Value	Division	MWOB STATUS	Ethnicity
FIRST FINANCIAL NETWORK, INC.	Internet Marketing Sales & Services	1	\$75,000	DRR	WO	
GEARHART CONSTRUCTION SERVICES, LLC	Carpet	1	\$67,990	DOA	MO	Native American Owned
KING STAR COMPUTER INC.	Software	1	\$63,364	DIT	MO	Asian-Pacific American Owned
ZEVA INCORPORATED	Subscription-Zeva	1	\$54,838	DIT	WO	
BIALEK CORPORATION OF MARYLAND, THE	Ethospace Parts	2	\$54,650	DOA	WO	
DIVERSIFIED DISTRIBUTORS INTL	Software Maintenance	5	\$49,947	DIT	MO/WO	Other than one of the preceding
PERSONABLE.COM, INC.	Software	1	\$47,610	DIT	MO	Asian-Pacific American Owned
COPPER RIVER INFORMATION TECH, LLC	Software	2	\$44,744	DIT	MO	Native American Owned
SB & COMPANY, LLC	Tax Preparation Services	1	\$43,000	DRR	MO	Black American Owned
FEDGOVIT, INC.	Software	1	\$41,684	DIT	MO/WO	Subcontinent Asian (Asian-Indian) American Owned
UNICOM GOVERNMENT, INC.	Hardware Maintenance	1	\$33,945	DIT	MO	Asian-Pacific American Owned
DYNAMIC SYSTEMS, INC.	Software	2	\$28,539	DIT	WO	
MAILMAX MAILING SOLUTIONS LLC	Software	1	\$25,617	DIT	MO	Hispanic American Owned
ARBEE ASSOCIATES	Furniture	1	\$23,290	DOA	WO	
WASHINGTON, PITTMAN & MCKEEVER L.L.C.	Accounting Services	1	\$15,100	DRR	MO	Black American Owned
HUMAN TOUCH TRANSLATIONS LTD.	Translations/Transcreation/Interpretation Services	2	\$5,232	DRR	WO	
PANAMERICA COMPUTERS, INC.	Software	1	\$4,626	DIT	MO/WO	Hispanic American Owned
NETWORK COMMUNICATIONS TECH, INC.	Software Maintenance	1	\$4,270	DIT	WO	
COMPROSE, INC	Software Maintenance	1	\$1,920	DIT	WO	
NEWTYPE, INC	Translations/Transcreation/Interpretation Services	2	\$891	DRR	WO	
62 MWOB Contractors		166	\$122,476,032			

2018 Through December

MWOB Percentages (Awards and Contractors)

DATA ON NUMBER OF AWARDS AND NUMBER OF CONTRACTORS	2018 Through December
Total Active Awards (As of last date of reporting period)	1,331
Total MWOB Active Awards	251
	18.86%
Total Active Contractors (As of last date of reporting period)	460
MWOB Active Contractors	109
	23.70%
Total Contractors Receiving Awards	262
MWOB Contractors Receiving Awards	62
	23.66%
Total Number of Awards	565
Total Number of MWOB Awards	166
	29.38%

MWOB Dollars by Division

Division	Dollars	Percentage
DIT	\$76,905,937	62.8%
DOA	\$32,817,078	26.8%
DRR	\$8,982,598	7.3%
LEG	\$1,792,712	1.5%
OMWI	\$1,038,254	.8%
OIG	\$686,078	.6%
FCU	\$180,375	.1%
DCP	\$73,000	.1%
TOTAL	\$122,476,032	100.0%

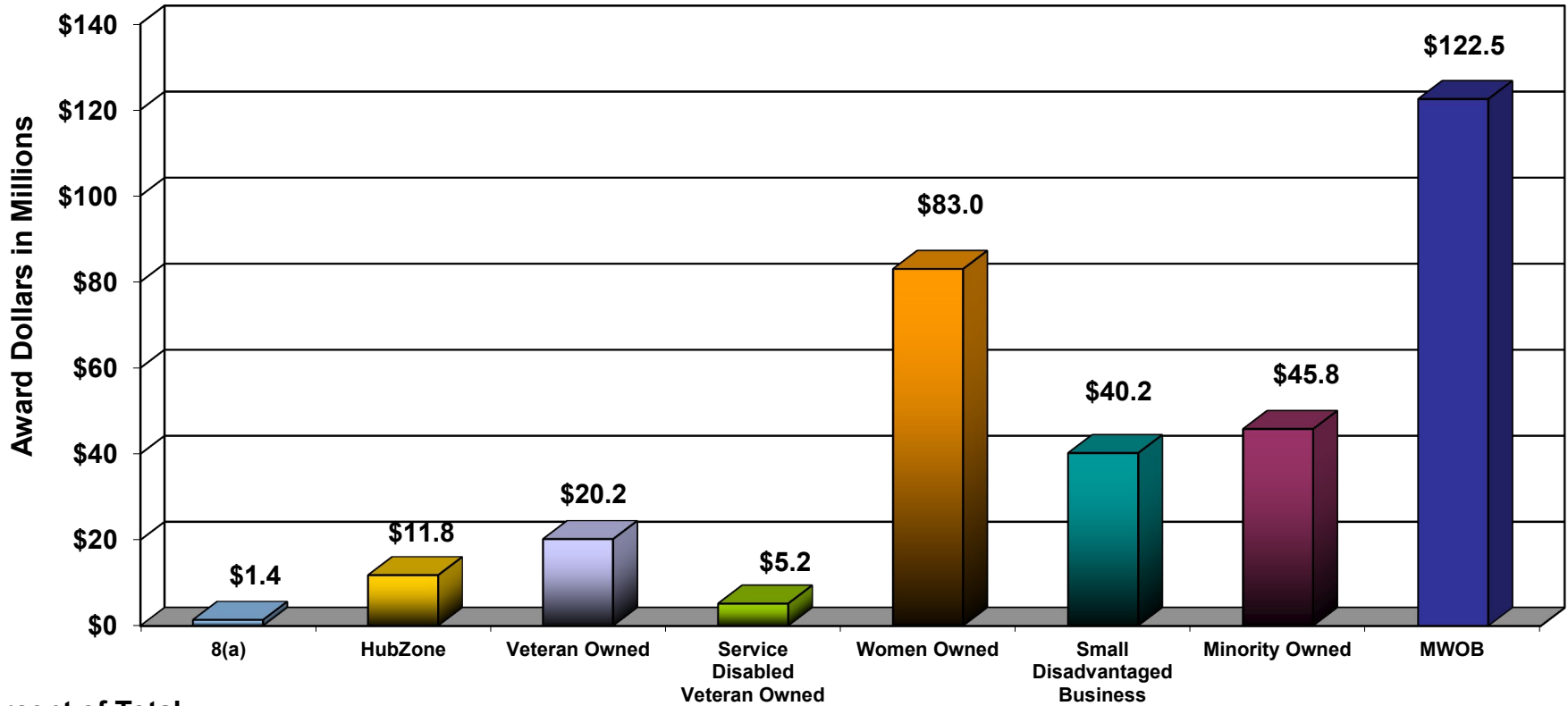
January 8, 2019

**SOLICITATION INFORMATION
(2018 THRU DECEMBER)**

Total number of awards (excluding task orders)	388
Total number of solicitations which resulted in the awards	362
Total number of solicitations that involved competition	248
Total number of solicitations that were non-competitive	114
Total number of GSA Multiple-Award contract solicitations	0

	Solicited	Percentage of Businesses Solicited	Submitted Proposals	Percentage of Businesses Solicited that Submitted Proposals	Received Awards	Percentage of Businesses Solicited that Received Awards
All Businesses	1083	-	678	62.6%	388	35.8%
Minority or Women Owned Business (MWOB)	412	38.0%	242	22.3%	109	10.1%
Non MWOB	671	62.0%	436	40.3%	279	25.8%
Women Owned	320	29.5%	203	18.7%	89	8.2%
Minority Owned	228	21.1%	119	11.0%	53	4.9%
Asian-Pacific American Owned	105	9.7%	64	5.9%	29	2.7%
Subcontinent Asian American Owned	12	1.1%	7	0.6%	3	0.3%
Black American Owned	37	3.4%	12	1.1%	4	0.4%
Hispanic American Owned	23	2.1%	8	0.7%	5	0.5%
Native American Owned	28	2.6%	17	1.6%	7	0.6%
Other than one of the preceding	23	2.1%	11	1.0%	5	0.5%
Small Disadvantaged Business (SDB)	70	6.5%	41	3.8%	19	1.8%
Veteran Owned	24	2.2%	12	1.1%	8	0.7%
Service Disabled Veteran Owned Business (SDVOB)	19	1.8%	9	0.8%	7	0.6%

FDIC Total Awards by Socio Economic Categories January 1 – December 31, 2018



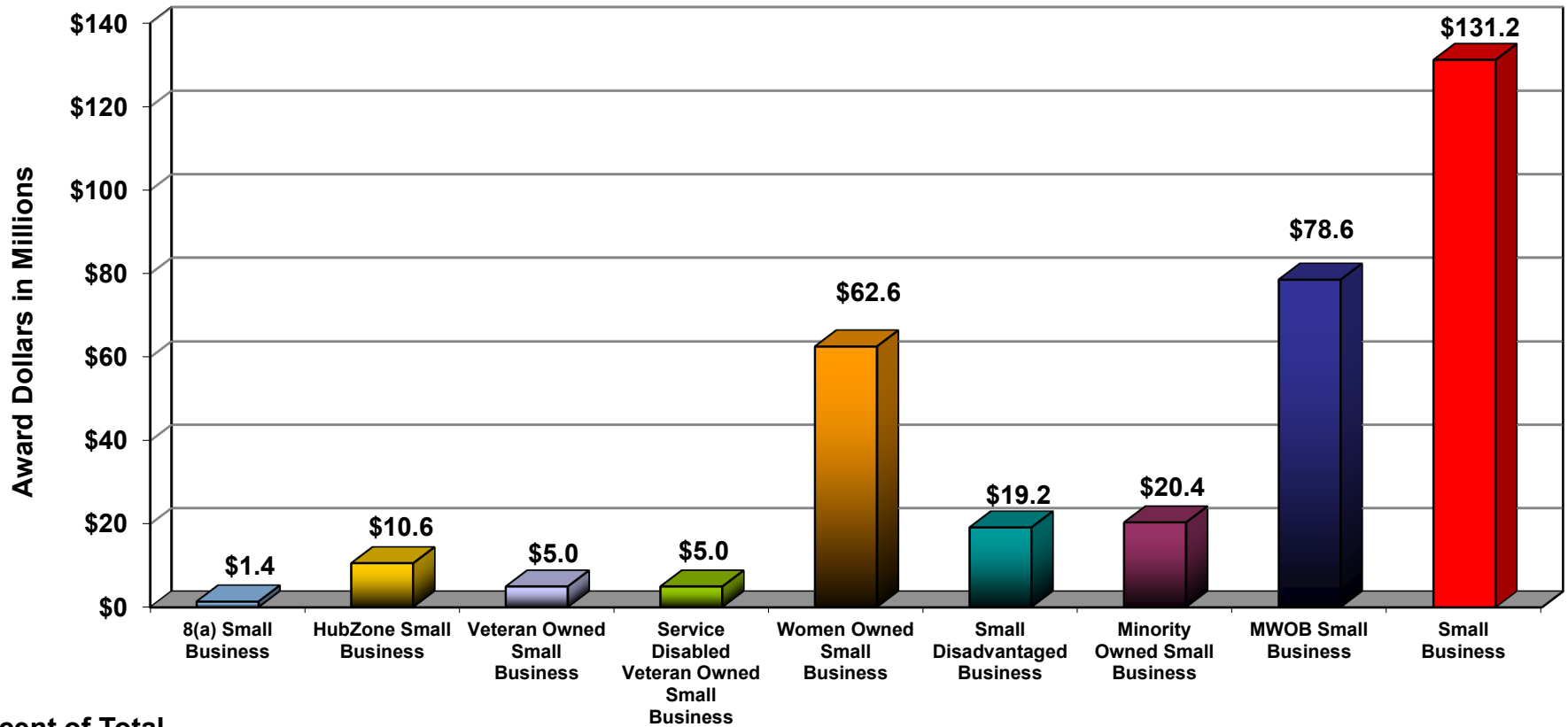
Percent of Total FDIC Awards:	8(a)	HubZone	Veteran Owned	Service Disabled Veteran Owned	Women Owned	Small Disadvantaged Business	Minority Owned	MWOB
	0.3%	2.4%	4.0%	1.0%	16.6%	8.1%	9.2%	24.5%

* Other Agencies' Percentage:	8(a)	HubZone	Veteran Owned	Service Disabled Veteran Owned	Women Owned	Small Disadvantaged Business	Minority Owned	MWOB
	5.4%	1.5%	5.3%	3.7%	5.1%	2.0%	9.2%	12.1%

* Source is USASpending.gov for FY 2016. Percentages were based on a total amount derived from the selection of FY2016, Contracts, and all Contractor Types.

January 8, 2019

FDIC Small Business Awards by Socio Economic Categories January 1 - December 31, 2018



Percent of Total

FDIC Awards:

0.3%	2.1%	1.0%	1.0%	12.5%	3.8%	4.1%	15.7%	26.3%
------	------	------	------	-------	------	------	-------	-------

*Other Agencies'

Percentage:

3.7%	1.6%	5.3%	4.1%	4.7%	9.1%	N/A	N/A	23.9%
------	------	------	------	------	------	-----	-----	-------

Govt-Wide Goal:

N/A	3.0%	N/A	3.0%	5.0%	5.0%	N/A	N/A	23.0%
-----	------	-----	------	------	------	-----	-----	-------

* Source is FY2017 Small Business Goaling Report from FPDS-NG N/A = Not Available

In determining what constitutes a small business, among other things, the definition will vary to reflect industry differences, such as size standards. Small Businesses must meet the size standard established for a contract, which are based on North American Industrial Classification System (NAICS) codes.

January 8, 2019