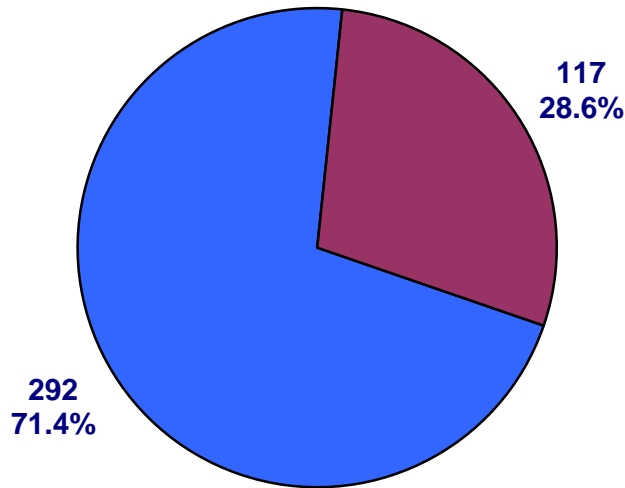


FDIC Contracting Awards

January 1 – December 31, 2020

MWOB PARTICIPATION (DOLLARS IN MILLIONS)

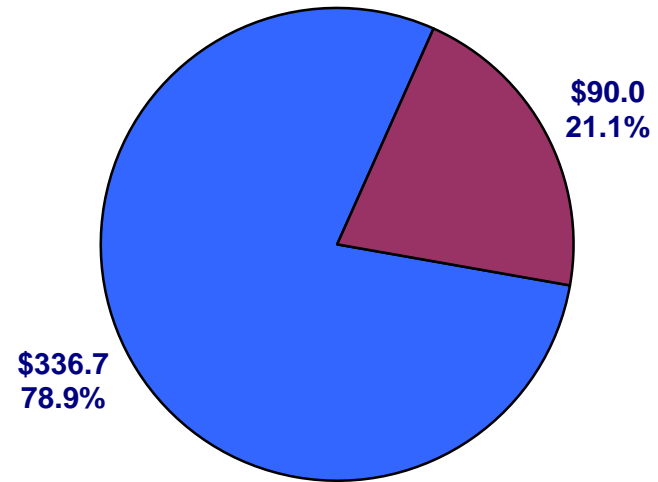
TOTAL ACTIONS – 409



■ NON MWOB ■ MWOB

25 (or 6.2%) of the actions in 2020 were awarded to businesses classified as both minority-owned and women-owned

TOTAL DOLLARS - \$426.7



■ NON MWOB ■ MWOB

\$19.0 (or 4.4%) of the dollars in 2020 were awarded to businesses classified as both minority-owned and women-owned

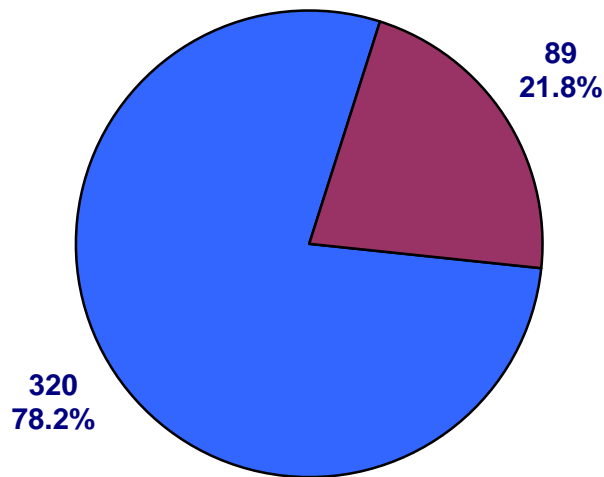
January 7, 2021

FDIC Contracting Awards

January 1 – December 31, 2020

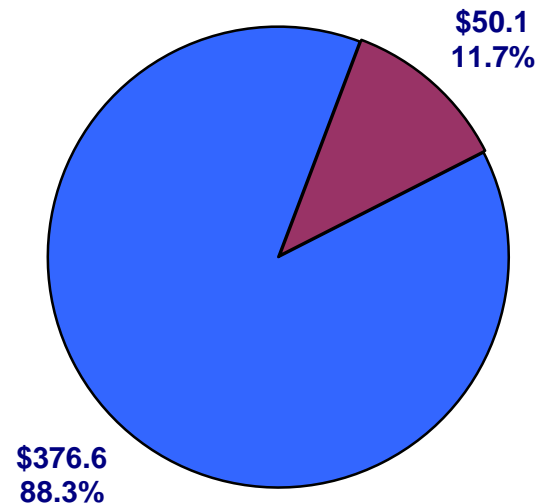
WOMEN OWNED (WO) PARTICIPATION (DOLLARS IN MILLIONS)

TOTAL ACTIONS – 409



■ NON WO ■ WO

TOTAL DOLLARS - \$426.7



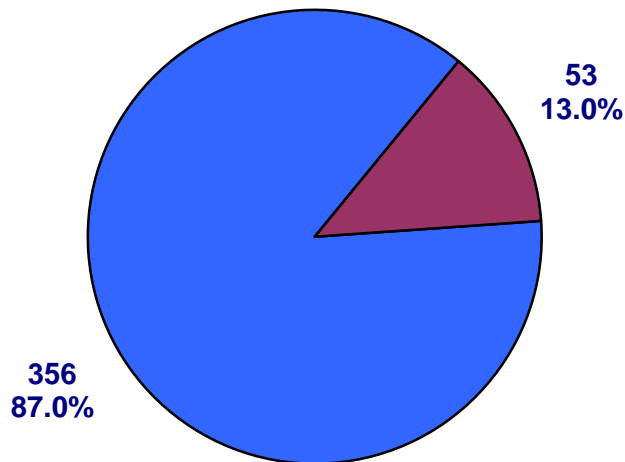
■ NON WO ■ WO

FDIC Contracting Awards

January 1 – December 31, 2020

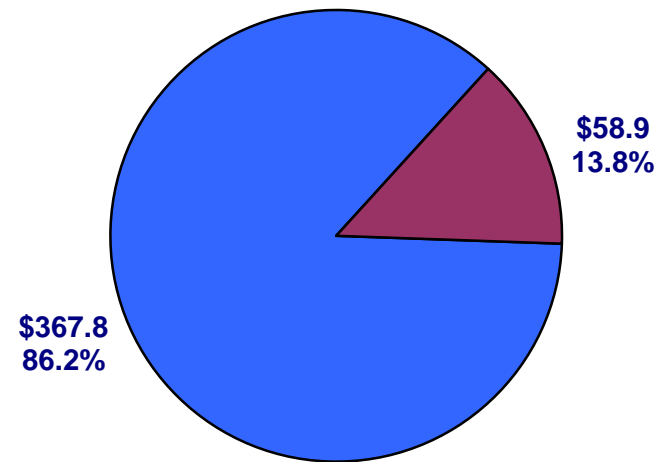
MINORITY OWNED (MO) PARTICIPATION (DOLLARS IN MILLIONS)

TOTAL ACTIONS – 409



■ NON MO ■ MO

TOTAL DOLLARS - \$426.7



■ NON MO ■ MO

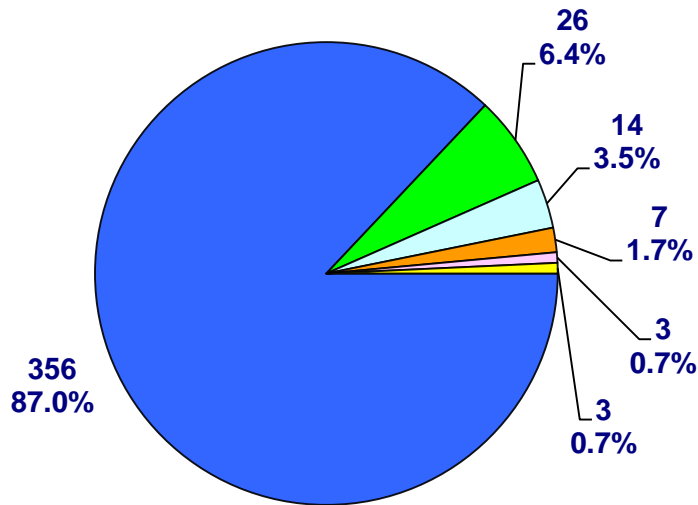
January 7, 2021

FDIC Contracting Awards

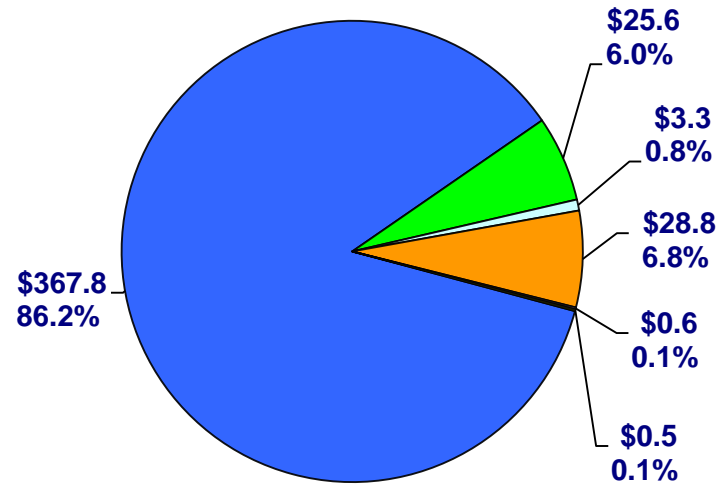
January 1 –December 31, 2020

MINORITY OWNED PARTICIPATION BY ETHNICITY (DOLLARS IN MILLIONS)

TOTAL ACTIONS – 409



TOTAL DOLLARS - \$426.7



January 7, 2021

| FDIC Contracting Payments | |
|--------------------------------------------------------------------------------------------------------------------------------|---------------|
| Year-to-Date Through December 2020 | |
| Total | \$ 479.7 |
| <i>Total</i> | <i>100.0%</i> |
| MWOB | \$ 106.5 |
| <i>MWOB</i> | <i>22.2%</i> |
| Minority Owned (MO) | \$ 62.1 |
| <i>Minority Owned (MO)</i> | <i>12.9%</i> |
| Women Owned (WO) | \$ 53.9 |
| <i>Women Owned (WO)</i> | <i>11.2%</i> |
| Overlap (Both MO & WO) | \$ 9.5 |
| <i>Overlap (Both MO & WO)</i> | <i>1.9%</i> |
| Asian American | \$ 37.7 |
| <i>Asian American</i> | <i>7.9%</i> |
| Black American | \$ 6.9 |
| <i>Black American</i> | <i>1.4%</i> |
| Hispanic American | \$ 15.0 |
| <i>Hispanic American</i> | <i>3.1%</i> |
| Native American | \$ 1.8 |
| <i>Native American</i> | <i>0.4%</i> |
| Other | \$ 0.7 |
| <i>Other</i> | <i>0.1%</i> |
| MWOB = MO, or WO, or both MO & WO | |
| Dollars are in millions | |
| FDIC Contracting Payments represent the total dollar amount of contract and task order payments made during the stated period. | |

MWOB CONTRACTING 2020 THRU DECEMBER

| Contractor | Description of Services | Number of Awards | Total Dollar Value | Division | MWOB STATUS | Ethnicity |
|---------------------------------------|-------------------------------------------------------------------------|------------------|--------------------|----------|-------------|--------------------------------------------------|
| CASCADES TECHNOLOGIES, INC. | ITAS | 3 | \$26,944,188 | DIT | MO | Hispanic American Owned |
| FCN, INC. | Software, Hardware & Maintenance | 42 | \$15,808,824 | DIT | WO | |
| PYRAMID SYSTEMS, INC. | ITAS | 2 | \$12,015,056 | DIT | MO/WO | Asian-Pacific American Owned |
| CAREER DEVELOPMENT ALLIANCE, LLC | Career Management Program (Advisory & Assistance) | 1 | \$9,000,000 | DOA | WO | |
| PROCON CONSULTING LLC | Construction Management Services | 1 | \$3,895,731 | DOA | MO | Asian-Pacific American Owned |
| GMC TEK, LLC | Software Maintenance | 1 | \$2,333,895 | DIT | MO/WO | |
| AMALGA SYSTEMS INC | Program Support Services | 1 | \$1,999,875 | DOA | MO | Asian-Pacific American Owned |
| INSPECTION EXPERTS, INC. | Environmental Health & Safety Services | 1 | \$1,566,734 | DOA | MO/WO | Subcontinent Asian (Asian-Indian) American Owned |
| BAZILIO COBB ASSOCIATES, P.C. | Temporary Staffing Services and Receivership Assistance Services | 4 | \$1,471,600 | DRR | MO | Black American Owned |
| MIR, MITCHELL & COMPANY, LLP | Receivership Assistance Svcs-Asset Management | 2 | \$1,427,600 | DRR | WO | |
| MSOL INC. | ITAS | 1 | \$1,268,209 | DIT | WO | |
| SYSTEMS INTEGRATION, INC. | Consolidated Contact Center Services | 2 | \$1,161,956 | DOA | MO | Subcontinent Asian (Asian-Indian) American Owned |
| KRIAANET INC. | IT Computer Specialist Services | 1 | \$1,134,272 | DOA | MO/WO | Subcontinent Asian (Asian-Indian) American Owned |
| ATS GROUP, LLC | Janitorial & Disinfecting | 1 | \$906,742 | DOA | MO | Black American Owned |
| PARTNERS FOR PERFORMANCE, INC. | Consulting & Training | 1 | \$852,400 | DIT | WO | |
| BRUNET-GARCIA ADVERTISING INC. | Consulting Services - Economic Inclusion Public Awareness | 1 | \$833,379 | DCP | MO | Hispanic American Owned |
| INTERIOR RESOURCE GROUP, INC. | Furniture Stock | 1 | \$729,596 | DOA | MO | Hispanic American Owned |
| FORWARD MOMENTUM LLC | Course Maintenance Program | 1 | \$636,001 | FCU | WO | |
| IVY PLANNING GROUP, LLC | Diversity & Inclusion Consultation Services | 4 | \$545,650 | MWI | MO/WO | Black American Owned |
| RAVENTEK SOLUTION PARTNERS, LLC | Hardware & Software Maintenance | 2 | \$536,493 | DIT | MO | Native American Owned |
| NFINITY LLC | Software Maintenance | 1 | \$500,000 | DRR | MO | Subcontinent Asian (Asian-Indian) American Owned |
| WORLEY AUCTIONEERS & APPRAISERS, INC. | FF&E Auction and Disposition Services | 3 | \$470,640 | DRR | WO | |
| FOUR LLC | Software | 1 | \$460,091 | DIT | MO/WO | Other than one of the preceding |
| INSYNC TRAINING LLC | Virtual Training & Support | 1 | \$456,060 | FCU | WO | |
| OPTIVOR TECHNOLOGIES, L.L.C. | Phone System | 1 | \$384,706 | DIT | WO | |
| TI VERBATIM CONSULTING INC. | Transcreation/Translation | 1 | \$275,000 | DCP | MO/WO | Hispanic American Owned |
| SOFTWARE INFORMATION RESOURCE CORP. | Software | 5 | \$274,744 | DIT | MO/WO | Subcontinent Asian (Asian-Indian) American Owned |
| AMBEROON INC | Rapid Phased Prototype | 1 | \$250,000 | DIT | MO | Subcontinent Asian (Asian-Indian) American Owned |
| DSQUORUM, LLC | Rapid Phased Prototype | 1 | \$250,000 | DIT | WO | |
| TWM ASSOCIATES, INC. | Audit - Security Controls | 1 | \$244,402 | OIG | WO | |
| BENALYTICS CONSULTING GROUP, LLC | Benefits Consulting | 1 | \$243,750 | DOA | MO | Black American Owned |
| C2 TECHNOLOGIES, INC. | Instructor-Led and Virtual Instructor-Led Training Development Services | 1 | \$207,382 | FCU | MO/WO | Subcontinent Asian (Asian-Indian) American Owned |
| AINS, INC. | Software | 1 | \$183,713 | DIT | MO | Subcontinent Asian (Asian-Indian) American Owned |
| MARCOM GROUP, INC. | Intranet Redesign | 1 | \$129,379 | OIG | WO | |

(Continued on next page)

**MWOB CONTRACTING
2020 THROUGH DECEMBER**

(Continued from previous page)

| Contractor | Description of Services | Number of Awards | Total Dollar Value | Division | MWOB STATUS | Ethnicity |
|-------------------------------------|-----------------------------------------------|-------------------------|---------------------------|-----------------|--------------------|--------------------------------------------------|
| SHI INTERNATIONAL CORP. | Software & Hardware Maintenance | 6 | \$102,135 | DIT | MO/WO | Asian-Pacific American Owned |
| BIALEK CORPORATION OF MARYLAND, THE | Furniture | 1 | \$67,449 | DOA | WO | |
| GARNET CAPITAL ADVISORS, LLC | Financial Valuation Services | 2 | \$61,490 | DRR | WO | |
| MURCOR, INC. | Residential Real Estate Valuation Services | 1 | \$57,000 | DRR | MO | Black American Owned |
| UNICORP SERVICES INC | Financial Valuation Services | 1 | \$49,250 | DRR | MO | Black American Owned |
| ZONES, LLC | Software | 1 | \$43,243 | DIT | MO | Subcontinent Asian (Asian-Indian) American Owned |
| DIVERSIFIED DISTRIBUTORS INTL | Software | 2 | \$39,789 | DIT | MO/WO | Other than one of the preceding |
| EMPOWER SOLUTIONS, LLC | Hardware Maintenance | 1 | \$37,316 | DIT | WO | |
| SB & COMPANY, LLC | Tax Preparation Services | 1 | \$35,000 | DRR | MO | Black American Owned |
| FIERCE SOFTWARE CORPORATION | Software | 1 | \$29,818 | DIT | WO | |
| SUPPLYSOURCE DC, LLC | Furniture Stock | 1 | \$24,056 | DOA | MO | Hispanic American Owned |
| BLUE TECH INC. | Software | 1 | \$24,030 | DIT | WO | |
| COPPER RIVER TECHNOLOGIES, LLC | Hardware Maintenance | 1 | \$22,690 | DIT | MO | Native American Owned |
| ARBEE ASSOCIATES | Furniture Stock | 1 | \$16,921 | DOA | WO | |
| BAHFED CORP. | Software | 1 | \$8,879 | DIT | MO | Subcontinent Asian (Asian-Indian) American Owned |
| PANAMERICA COMPUTERS, INC. | Software | 1 | \$5,198 | DIT | WO | Hispanic American Owned |
| CORVUS GROUP, THE | Compliance Monitoring - Shared Loss Agreement | 1 | \$3,883 | DRR | MO | Black American Owned |
| 51 MWOB Contractors | | 117 | \$90,026,213 | | | |

2020 Through December

MWOB Percentages (Awards and Contractors)

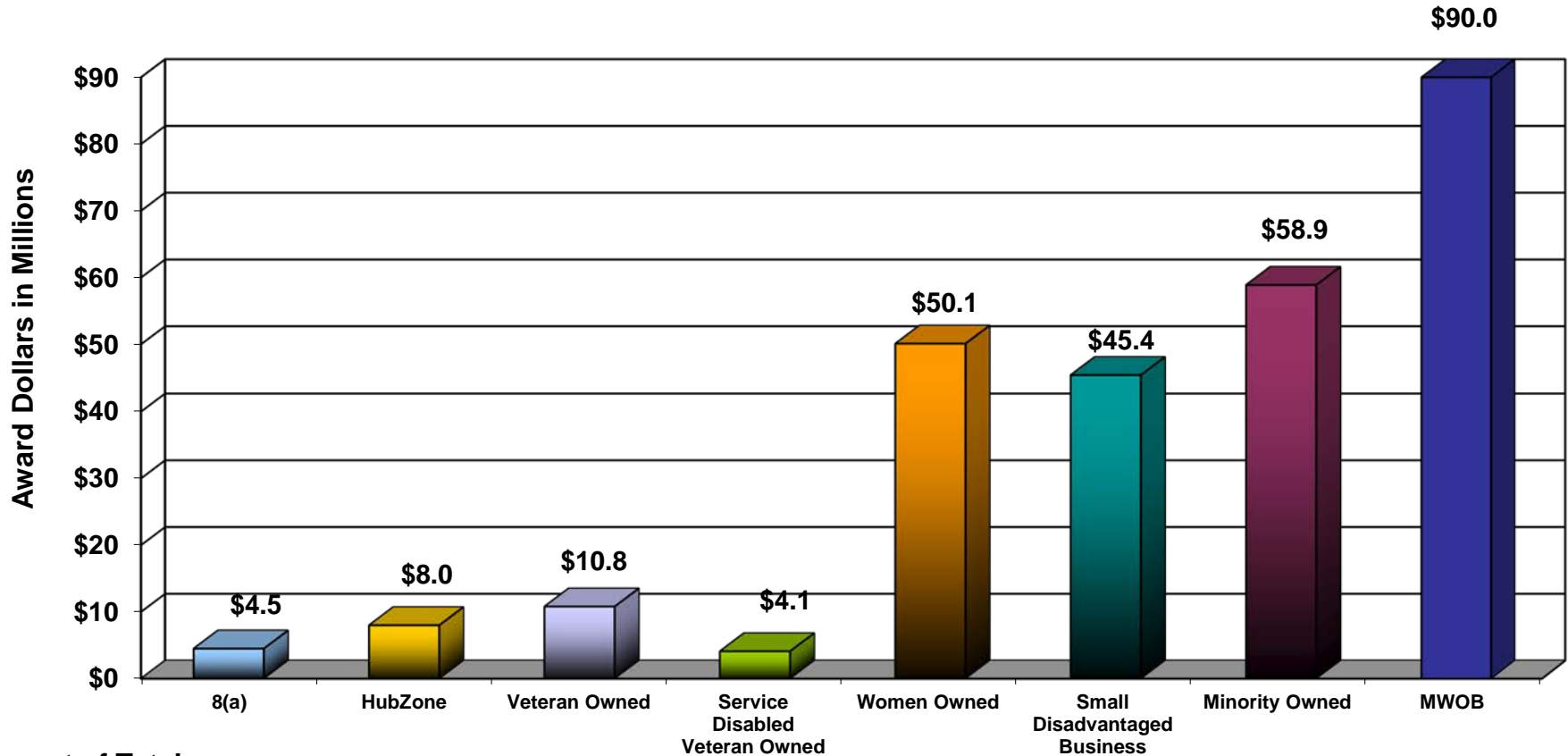
| DATA ON NUMBER OF AWARDS AND NUMBER OF CONTRACTORS | 2020 Through December |
|-------------------------------------------------------------------|-----------------------|
| Total Active Awards (As of last date of reporting period) | 996 |
| Total MWOB Active Awards | 243 |
| | 24.40% |
| Total Active Contractors (As of last date of reporting period) | 435 |
| MWOB Active Contractors | 113 |
| | 25.98% |
| Total Contractors Receiving Awards | 198 |
| MWOB Contractors Receiving Awards | 51 |
| | 25.76% |
| Total Number of Awards | 409 |
| Total Number of MWOB Awards | 117 |
| | 28.61% |

MWOB Dollars by Division

| Division | Dollars | Percentage |
|--------------|---------------------|---------------|
| DIT | \$61,343,623 | 68.1% |
| DOA | \$21,162,330 | 23.5% |
| DRR | \$4,076,462 | 4.5% |
| FCU | \$1,299,443 | 1.4% |
| DCP | \$1,108,379 | 1.2% |
| OIG | \$520,975 | .6% |
| MWI | \$515,000 | .6% |
| TOTAL | \$90,026,213 | 100.0% |

January 7, 2021

FDIC Total Awards by Socio Economic Categories January 1 – December 31, 2020



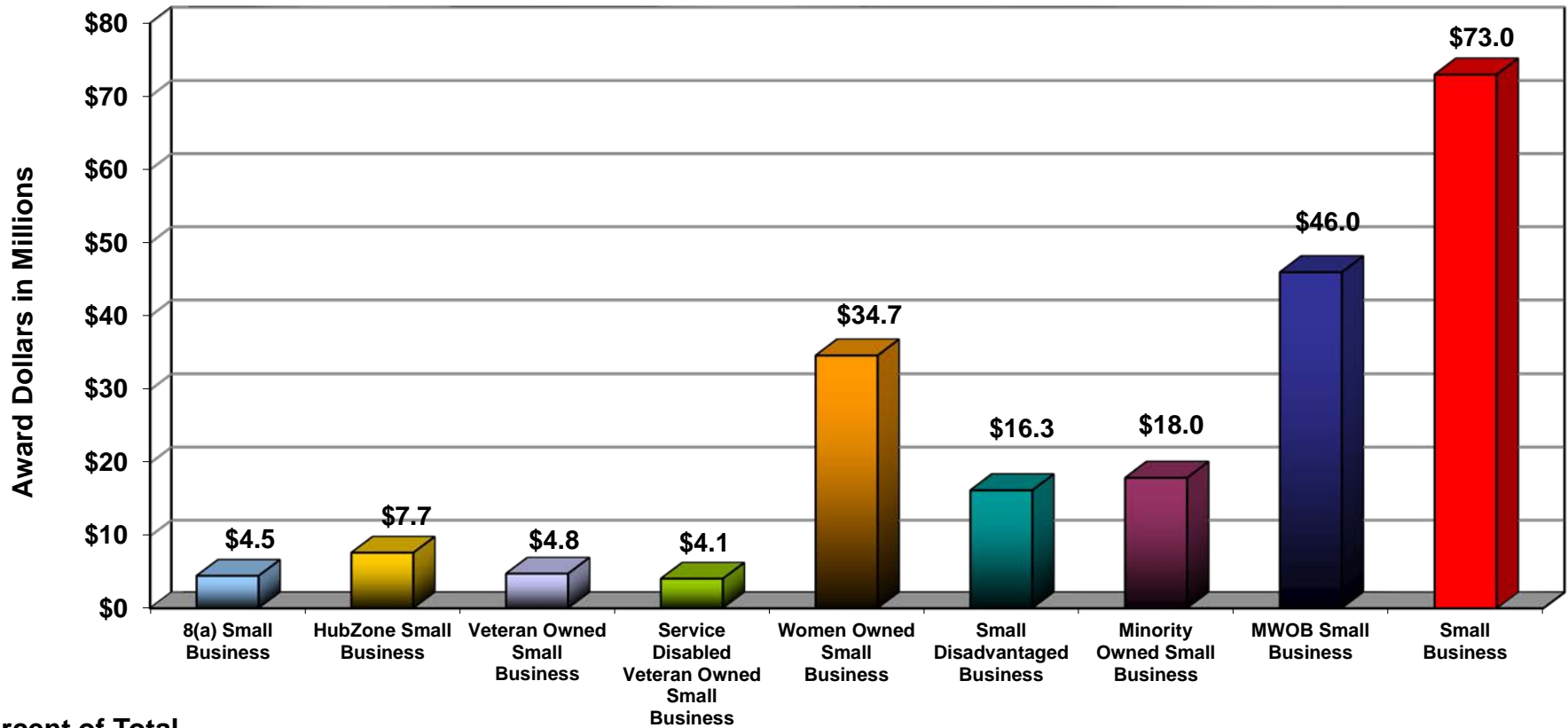
| Percent of Total FDIC Awards: | 8(a) | HubZone | Veteran Owned | Service Disabled Veteran Owned | Women Owned | Small Disadvantaged Business | Minority Owned | MWOB |
|-------------------------------|------|---------|---------------|--------------------------------|-------------|------------------------------|----------------|-------|
| | 1.1% | 1.9% | 2.5% | 1.0% | 11.7% | 10.7% | 13.8% | 21.1% |

| * Other Agencies' Percentage: | 8(a) | HubZone | Veteran Owned | Service Disabled Veteran Owned | Women Owned | Small Disadvantaged Business | Minority Owned | MWOB |
|-------------------------------|------|---------|---------------|--------------------------------|-------------|------------------------------|----------------|-------|
| | 5.4% | 1.5% | 5.3% | 3.7% | 5.1% | 2.0% | 9.2% | 12.1% |

* Source is USASpending.gov for FY 2016. Percentages were based on a total amount derived from the selection of FY2016, Contracts, and all Contractor Types.

January 7, 2021

FDIC Small Business Awards by Socio Economic Categories January 1 - December 31, 2020



Percent of Total

| | | | | | | | | | |
|---------------------|------|------|------|------|------|------|------|-------|-------|
| FDIC Awards: | 1.1% | 1.8% | 1.1% | 1.0% | 8.1% | 3.8% | 4.2% | 10.8% | 17.1% |
|---------------------|------|------|------|------|------|------|------|-------|-------|

*Other Agencies'

| | | | | | | | | | |
|--------------------|------|------|------|------|------|------|-----|-----|-------|
| Percentage: | 4.1% | 1.7% | 5.4% | 4.0% | 4.8% | 9.5% | N/A | N/A | 24.3% |
|--------------------|------|------|------|------|------|------|-----|-----|-------|

Govt-Wide Goal:

| | | | | | | | | | |
|--|-----|------|-----|------|------|------|-----|-----|-------|
| | N/A | 3.0% | N/A | 3.0% | 5.0% | 5.0% | N/A | N/A | 23.0% |
|--|-----|------|-----|------|------|------|-----|-----|-------|

* Source is FY2016 Small Business Goaling Report from FPDS-NG N/A = Not Available

In determining what constitutes a small business, among other things, the definition will vary to reflect industry differences, such as size standards. Small Businesses must meet the size standard established for a contract, which are based on North American Industrial Classification System (NAICS) codes.

January 7, 2021