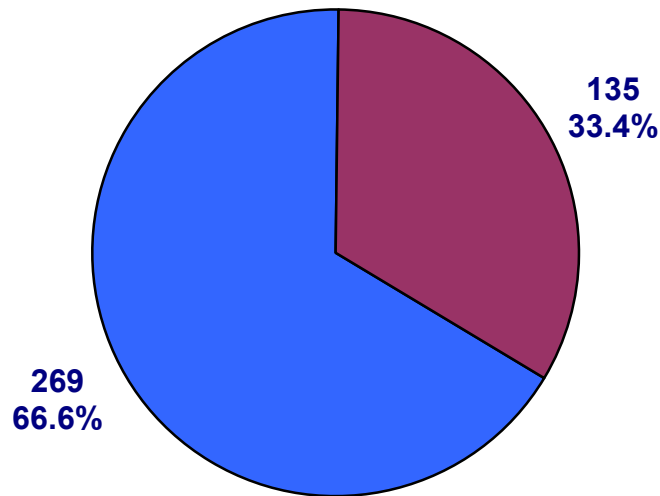


FDIC Contracting Awards

January 1 – December 31, 2021

MWOB PARTICIPATION (DOLLARS IN MILLIONS)

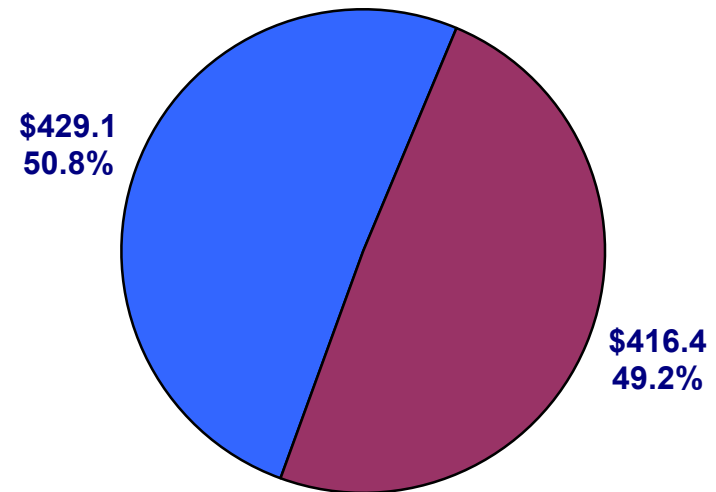
TOTAL ACTIONS – 404



■ NON MWOB ■ MWOB

15 (or 3.7%) of the actions in 2021 were awarded to businesses classified as both minority-owned and women-owned

TOTAL DOLLARS - \$845.5



■ NON MWOB ■ MWOB

\$32.1 (or 3.8%) of the dollars in 2021 were awarded to businesses classified as both minority-owned and women-owned

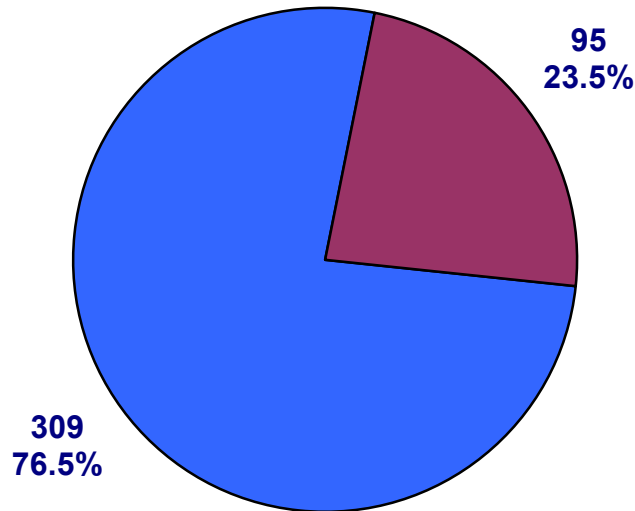
January 7, 2022

FDIC Contracting Awards

January 1 – December 31, 2021

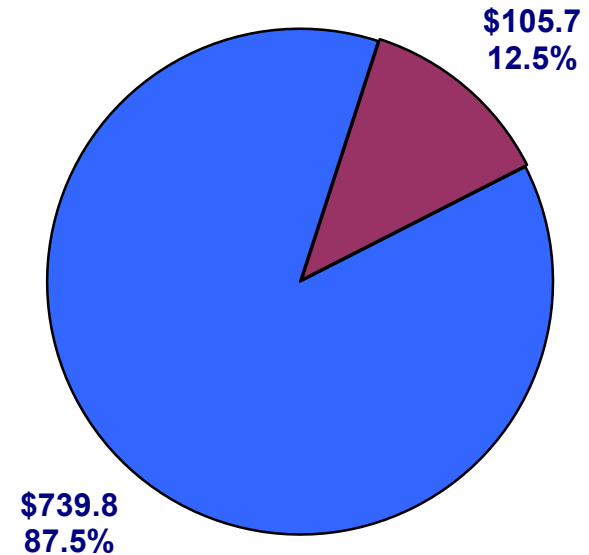
WOMEN OWNED (WO) PARTICIPATION (DOLLARS IN MILLIONS)

TOTAL ACTIONS – 404



■ NON WO ■ WO

TOTAL DOLLARS - \$845.5



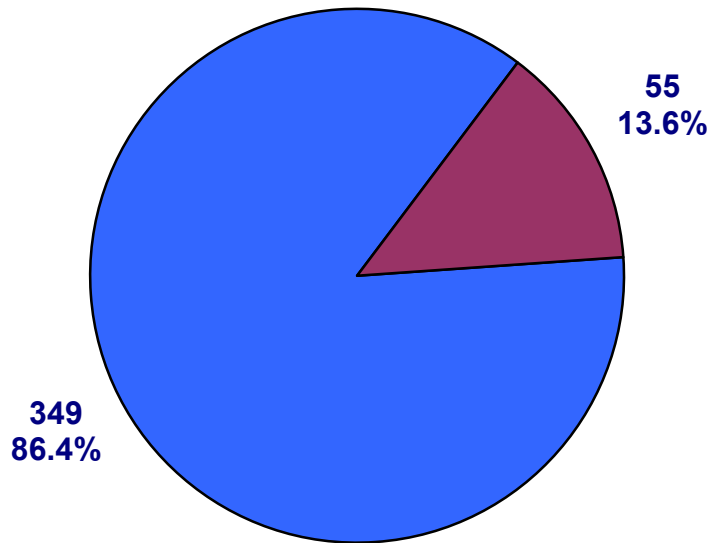
■ NON WO ■ WO

FDIC Contracting Awards

January 1 – December 31, 2021

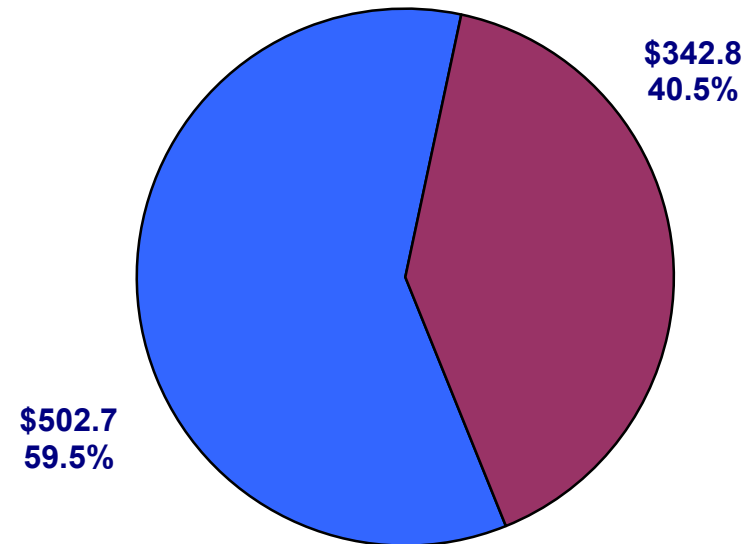
MINORITY OWNED (MO) PARTICIPATION (DOLLARS IN MILLIONS)

TOTAL ACTIONS – 404



■ NON MO ■ MO

TOTAL DOLLARS - \$845.5



■ NON MO ■ MO

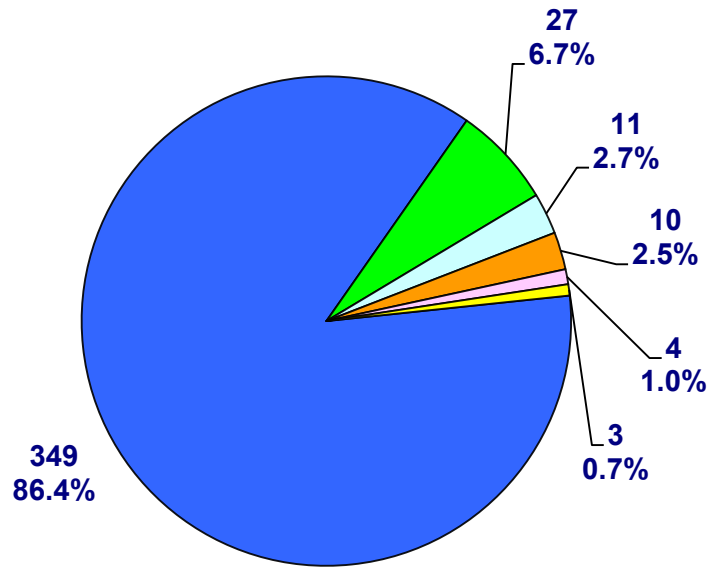
January 7, 2022

FDIC Contracting Awards

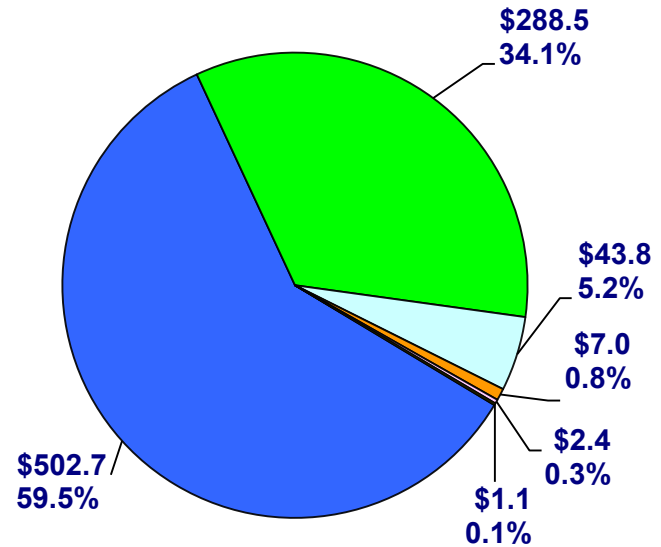
January 1 – December 31, 2021

MINORITY OWNED PARTICIPATION BY ETHNICITY (DOLLARS IN MILLIONS)

TOTAL ACTIONS – 404



TOTAL DOLLARS - \$845.5



January 7, 2022

FDIC Contracting Payments	
Year-to-Date Through December 2021	
Total	\$ 479.9
<i>Total</i>	<i>100.0%</i>
MWOB	\$ 130.0
<i>MWOB</i>	<i>27.1%</i>
Minority Owned (MO)	\$ 87.4
<i>Minority Owned (MO)</i>	<i>18.2%</i>
Women Owned (WO)	\$ 54.2
<i>Women Owned (WO)</i>	<i>11.3%</i>
Overlap (Both MO & WO)	\$ 11.6
<i>Overlap (Both MO & WO)</i>	<i>2.4%</i>
Asian American	\$ 59.2
<i>Asian American</i>	<i>12.3%</i>
Black American	\$ 9.5
<i>Black American</i>	<i>2.0%</i>
Hispanic American	\$ 16.7
<i>Hispanic American</i>	<i>3.5%</i>
Native American	\$ 1.9
<i>Native American</i>	<i>0.4%</i>
Other	\$ 0.1
<i>Other</i>	<i>0.0%</i>
MWOB = MO, or WO, or both MO & WO	
Dollars are in millions	
FDIC Contracting Payments represent the total dollar amount of contract and task order payments made during the stated period.	

MWOB CONTRACTING 2021 THRU DECEMBER

Contractor	Description of Services	Number of Awards	Total Dollar Value	Division	MWOB STATUS	Ethnicity
DIGITAL MANAGEMENT, LLC	Infrastructure Support Services	1	\$256,820,789	DIT	MO	Subcontinent Asian (Asian-Indian) American Owned
CITIZANT, INC.	Strategy and Business Support Services	6	\$46,383,255	DIT	WO	
CREST SECURITY ASSURANCE LLC	Security and Privacy Professional Services	1	\$27,331,552	DIT	MO/WO	Black American Owned
VIVOSOFT TECHNOLOGIES LLC	Strategy and Business Solutions Support	1	\$24,208,443	DIT	MO	Subcontinent Asian (Asian-Indian) American Owned
FCN, INC.	Software & Hardware Maintenance	53	\$20,368,068	DIT	WO	
CM MANAGEMENT, INC.	National Support Services	1	\$14,387,362	DOA	MO	Black American Owned
CAPITAL BRAND GROUP, LLC	Bair Auditorium Renovations	2	\$5,500,000	DOA	MO	Hispanic American Owned
MSOL INC.	ITAS	2	\$3,230,000	DIT	WO	
GMC TEK, LLC	Hardware	3	\$2,773,212	DIT	MO/WO	Asian-Pacific American Owned
SUMMIT CONSULTING LLC	Model Risk Management Program Support Services	1	\$1,350,000	ORMC	MO	Asian-Pacific American Owned
AFFIGENT, LLC	Software Maintenance	2	\$1,081,470	DIT	MO	Native American Owned
RAVENTEK SOLUTION PARTNERS, LLC	Hardware Maintenance	1	\$1,005,922	DIT	MO	Native American Owned
MIR, MITCHELL & COMPANY, LLP	Business Operation Support - Accounting Svcs	1	\$887,000	DRR	WO	
VASTEC, INC.	Transcription and Scanning Services	1	\$725,507	OIG	MO	Other than one of the preceding
IMAGE ACCESS CORP.	Hardware	1	\$688,275	DIT	WO	
BIZTECH FUSION, LLC	Active Directory Upgrade	1	\$655,358	DIT	MO	Black American Owned
BAHFED CORP.	Software	2	\$628,594	DIT	MO	Subcontinent Asian (Asian-Indian) American Owned
UNICOM GOVERNMENT, INC.	Hardware Maintenance	3	\$623,898	DIT	MO	Asian-Pacific American Owned
CREATIVE MARKETING RESOURCES, INC.	Digital Marketing	1	\$605,500	DCP	MO/WO	Black American Owned
CAPITOL MANAGEMENT CONSULTING SVCS	Bidder Qualification Assistance Svcs	1	\$573,915	DRR	MO	Subcontinent Asian (Asian-Indian) American Owned
SOFTWARE INFORMATION RESOURCE CORP.	Software	5	\$573,532	DIT	MO/WO	Subcontinent Asian (Asian-Indian) American Owned
SUPPLYSOURCE DC, LLC	Furniture	2	\$534,383	DOA	MO	Hispanic American Owned
M2 TECHNOLOGY, INC.	Software	2	\$522,731	DIT	MO	Hispanic American Owned
IVY PLANNING GROUP, LLC	Diversity & Inclusion Consultation Services	1	\$412,450	MWI	MO/WO	Black American Owned
MOVE SOLUTIONS, LTD.	Moving Services - Boston Field Office	2	\$405,500	DOA	WO	
FIERCE SOFTWARE CORPORATION	Software	1	\$382,492	DIT	WO	
NFINITY LLC	DRR Webpage and FDIC.GOV Refresh	1	\$372,191	DRR	MO	Subcontinent Asian (Asian-Indian) American Owned
TCS INTERPRETING, INC.	Relay Conferencing	1	\$367,080	DIT	MO/WO	Other than one of the preceding
PURI, MANJU	Consulting Services - Financial Research	1	\$349,820	DIR	WO	
EMPOWER SOLUTIONS, LLC	Hardware Maintenance	2	\$310,146	DIT	WO	
EAGLE ONE SOLUTIONS, INC.	HR Technical Review and Strategy Development	1	\$290,615	DOA	MO	Native American Owned
V3GATE, LLC	Mulesoft Advisory Services	1	\$289,776	DIT	MO	Hispanic American Owned
BIALEK CORPORATION OF MARYLAND, THE	Furniture	3	\$262,948	DOA	WO	
INTERIOR RESOURCE GROUP, INC.	Furniture	3	\$190,483	DOA	MO	Hispanic American Owned
NEW TECH SOLUTIONS, INC.	Software	3	\$176,963	DIT	MO	Subcontinent Asian (Asian-Indian) American Owned
SOLUTION GUIDANCE CORPORATION	Evaluation of Virtual Learning in Core Schools	1	\$149,143	FCU	WO	Other than one of the preceding

(Continued on next page)

MWOB CONTRACTING 2021 THROUGH DECEMBER

(Continued from previous page)

Contractor	Description of Services	Number of Awards	Total Dollar Value	Division	MWOB STATUS	Ethnicity
VISTRA COMMUNICATIONS, LLC	Financial Well-Being	1	\$141,580	DCP	MO	Black American Owned
OSI FEDERAL TECHNOLOGIES INC.	Software	1	\$139,760	DIT	MO	Asian-Pacific American Owned
RGM INCORPORATED	Document Preparation Services	2	\$109,646	OIG	MO	Black American Owned
PERSONABLE.COM, INC.	Software Maintenance	1	\$94,662	DIT	MO	Asian-Pacific American Owned
UNICOM SYSTEMS INC.	Software Maintenance	1	\$75,106	DIT	MO	Asian-Pacific American Owned
REBECCA BERRYMAN	Retired Examiners Instructor Services	1	\$54,000	CU	WO	
PANAMERICA COMPUTERS, INC.	Software Maintenance	1	\$45,000	OIG	WO	Hispanic American Owned
SUPERIOR MOVING SERVICE INC	Moving and Relocation Services	1	\$38,287	DOA	WO	
GOVSMART, INC.	Software	1	\$37,181	DIT	MO	Subcontinent Asian (Asian-Indian) American Owned
PROVEN MANAGEMENT LLC	National Moving and Relocation Services	1	\$35,000	DOA	MO/WO	Black American Owned
SB & COMPANY, LLC	Tax Compliance Services	1	\$34,475	DRR	MO	Black American Owned
FORCEBRAIN.COM, INC.	Software	1	\$31,634	DIT	MO/WO	Asian-Pacific American Owned
UNISTAR-SPARCO COMPUTERS, INC.	Hardware	1	\$29,367	DIT	MO	Asian-Pacific American Owned
DSQUORUM, LLC	Software	1	\$25,000	DIR	WO	
DARRELL BUTLER	Facilitator Services	1	\$25,000	CISR	MO	Black American Owned
AUDIMATION SERVICES, INC.	Software	1	\$21,480	DIT	WO	
ARBEE ASSOCIATES	Furniture	2	\$11,388	DOA	WO	
DIVERSIFIED DISTRIBUTORS INTERNATIONAL	Software Maintenance	1	\$6,660	DIT	MO/WO	Other than one of the preceding
54 MWOB Contractors		135	\$416,373,597			

January 7, 2022

2021 Through December

MWOB Percentages (Awards and Contractors)

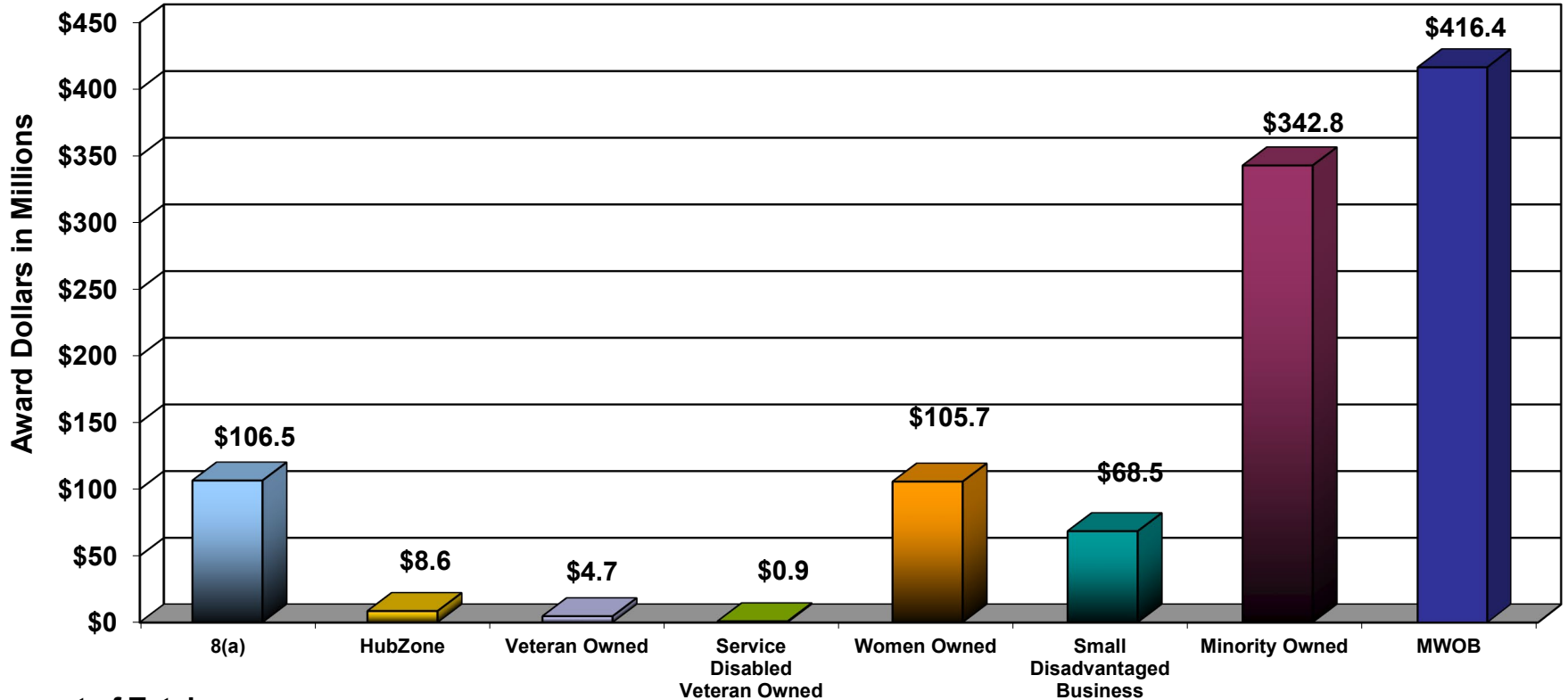
DATA ON NUMBER OF AWARDS AND NUMBER OF CONTRACTORS	2021 Through December
Total Active Awards (As of last date of reporting period)	865
Total MWOB Active Awards	226
	26.13%
Total Active Contractors (As of last date of reporting period)	408
MWOB Active Contractors	105
	25.74%
Total Contractors Receiving Awards	226
MWOB Contractors Receiving Awards	54
	23.89%
Total Number of Awards	404
Total Number of MWOB Awards	135
	33.42%

MWOB Dollars by Division

Division	Dollars	Percentage
DIT	\$388,857,405	93.4%
DOA	\$21,655,967	5.2%
DRR	\$1,867,580	.4%
ORMIC	\$1,350,000	.3%
OIG	\$806,587	.2%
DCP	\$747,080	.2%
OMWI	\$412,450	.1%
DIR	\$374,820	.1%
FCU	\$149,143	.0%
DOF	\$73,566	.0%
CU	\$54,000	.0%
CISR	\$25,000	.0%
TOTAL	\$416,373,597	100.0%

January 7, 2022

FDIC Total Awards by Socio Economic Categories January 1 – December 31, 2021

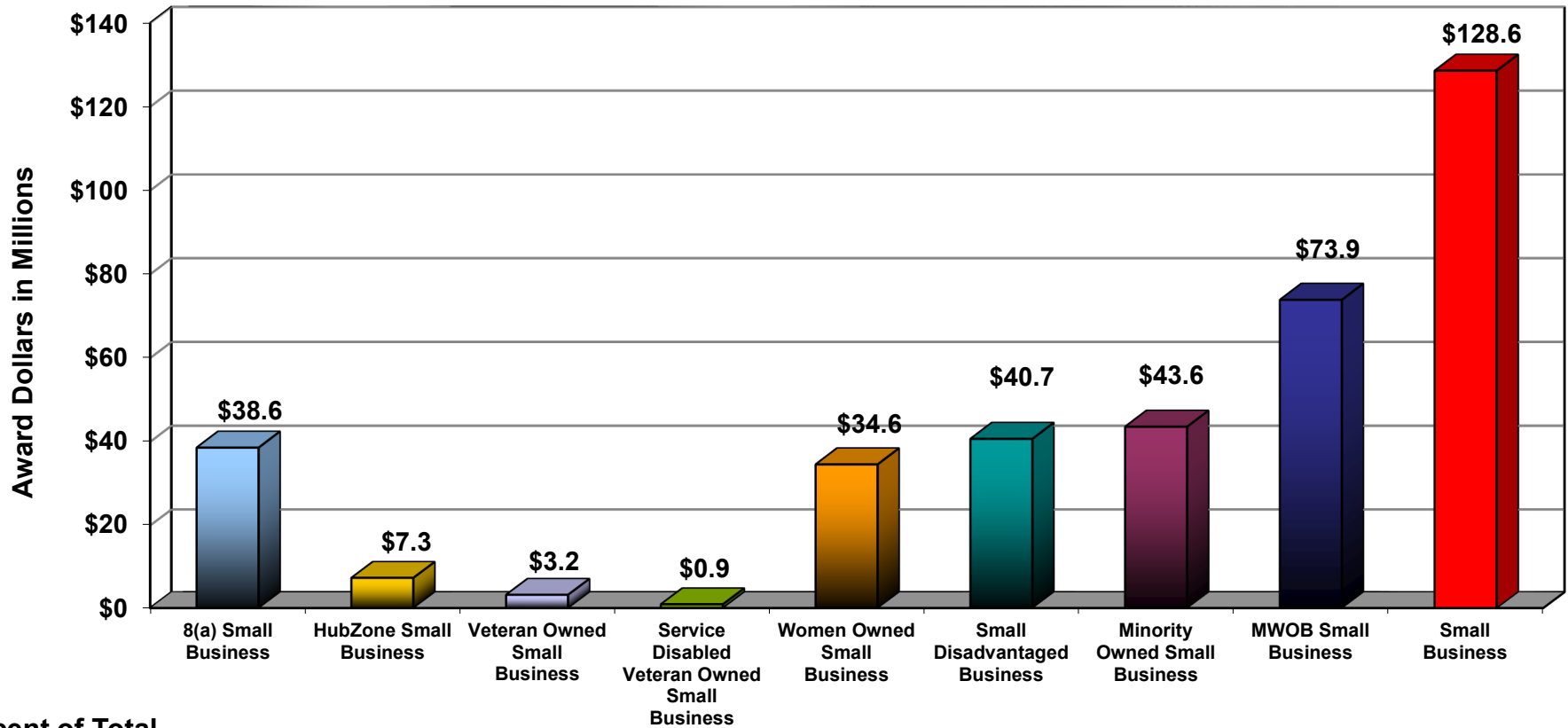


Percent of Total FDIC Awards:	8(a)	HubZone	Veteran Owned	Service Disabled Veteran Owned	Women Owned	Small Disadvantaged Business	Minority Owned	MWOB
	12.6%	1.0%	0.6%	0.1%	12.5%	8.1%	40.5%	49.2%

* Other Agencies' Percentage:	8(a)	HubZone	Veteran Owned	Service Disabled Veteran Owned	Women Owned	Small Disadvantaged Business	Minority Owned	MWOB
	5.4%	1.5%	5.3%	3.7%	5.1%	2.0%	9.2%	12.1%

January 7, 2022

FDIC Small Business Awards by Socio Economic Categories January 1 - December 31, 2021



Percent of Total

FDIC Awards:

4.6%	0.9%	0.4%	0.1%	4.1%	4.8%	5.2%	8.7%	15.2%
------	------	------	------	------	------	------	------	-------

*Other Agencies' Percentage:

4.1%	1.7%	5.4%	4.0%	4.8%	9.5%	N/A	N/A	24.3%
------	------	------	------	------	------	-----	-----	-------

Govt-Wide Goal:

N/A	3.0%	N/A	3.0%	5.0%	5.0%	N/A	N/A	23.0%
-----	------	-----	------	------	------	-----	-----	-------

N/A = Not Available

In determining what constitutes a small business, among other things, the definition will vary to reflect industry differences, such as size standards. Small Businesses must meet the size standard established for a contract, which are based on North American Industrial Classification System (NAICS) codes.

January 7, 2022